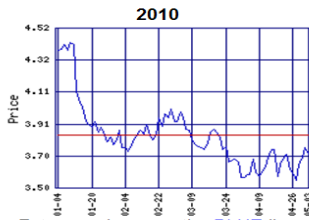


## Beating The Average

Futures CME	Corn		Soybeans	
	July 2010	Dec 2010	July 2010	Nov 2010
January 2010 Average	4.06	4.17	9.94	9.60
May 3,2010 Today's Close	3.72	3.92	9.88	9.55
% of the January Average	92%	94%	99.4%	99%
Jan 01,2010 to May 3,2010	3.82	4.01	9.72	9.42
% of the Year to Date	97%	98%	102%	101%
Average Jan 1 to 6-11-09	3.98	4.20	9.90	9.16

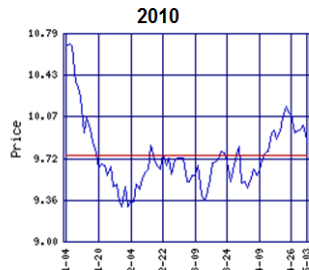
July 2010 Corn



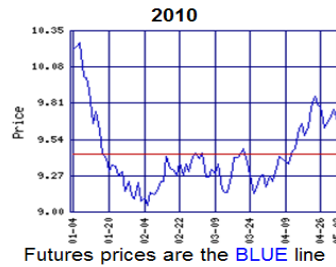
Dec 2010 Corn



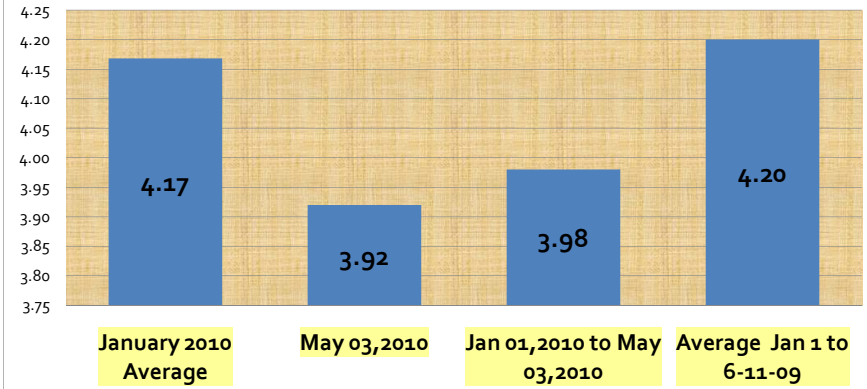
July 2010 Soybeans



November 2010 Soybeans



### Beating The Average - Dec 2010 Corn



### Beating The Average - Nov 2010 Soybeans

