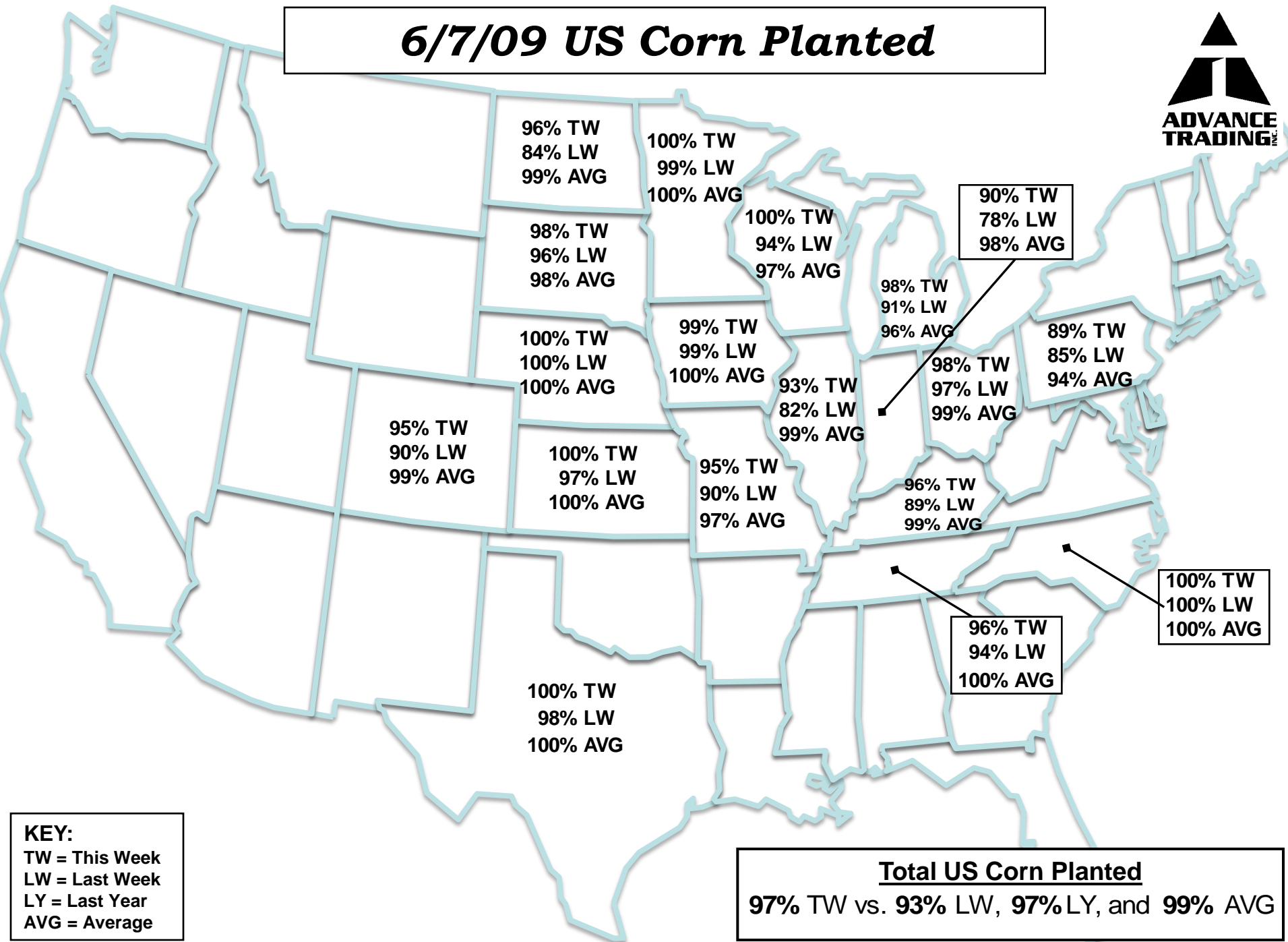


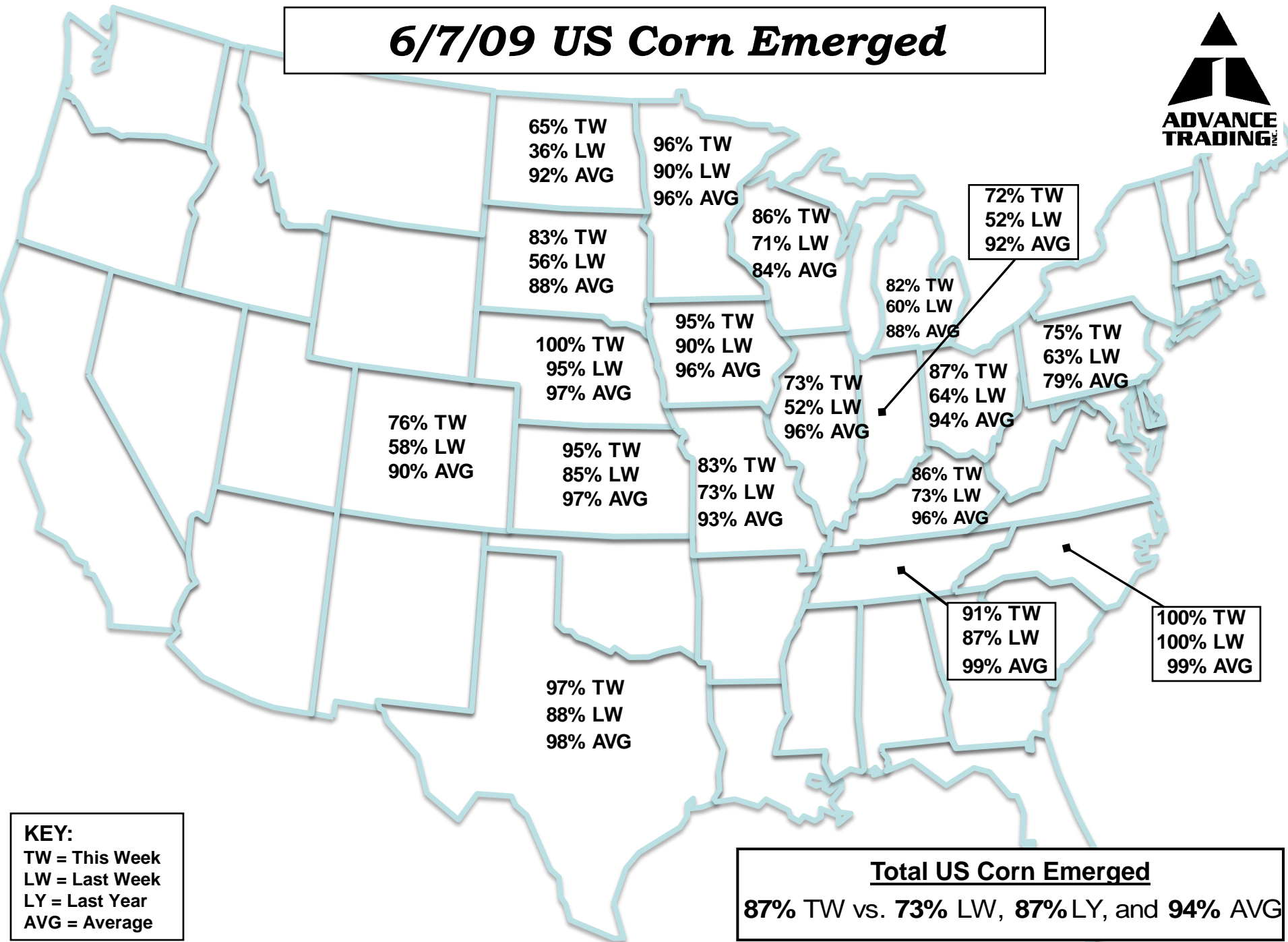
6/7/09 US Corn Planted



KEY:
TW = This Week
LW = Last Week
LY = Last Year
AVG = Average

Total US Corn Planted
97% TW vs. 93% LW, 97% LY, and 99% AVG

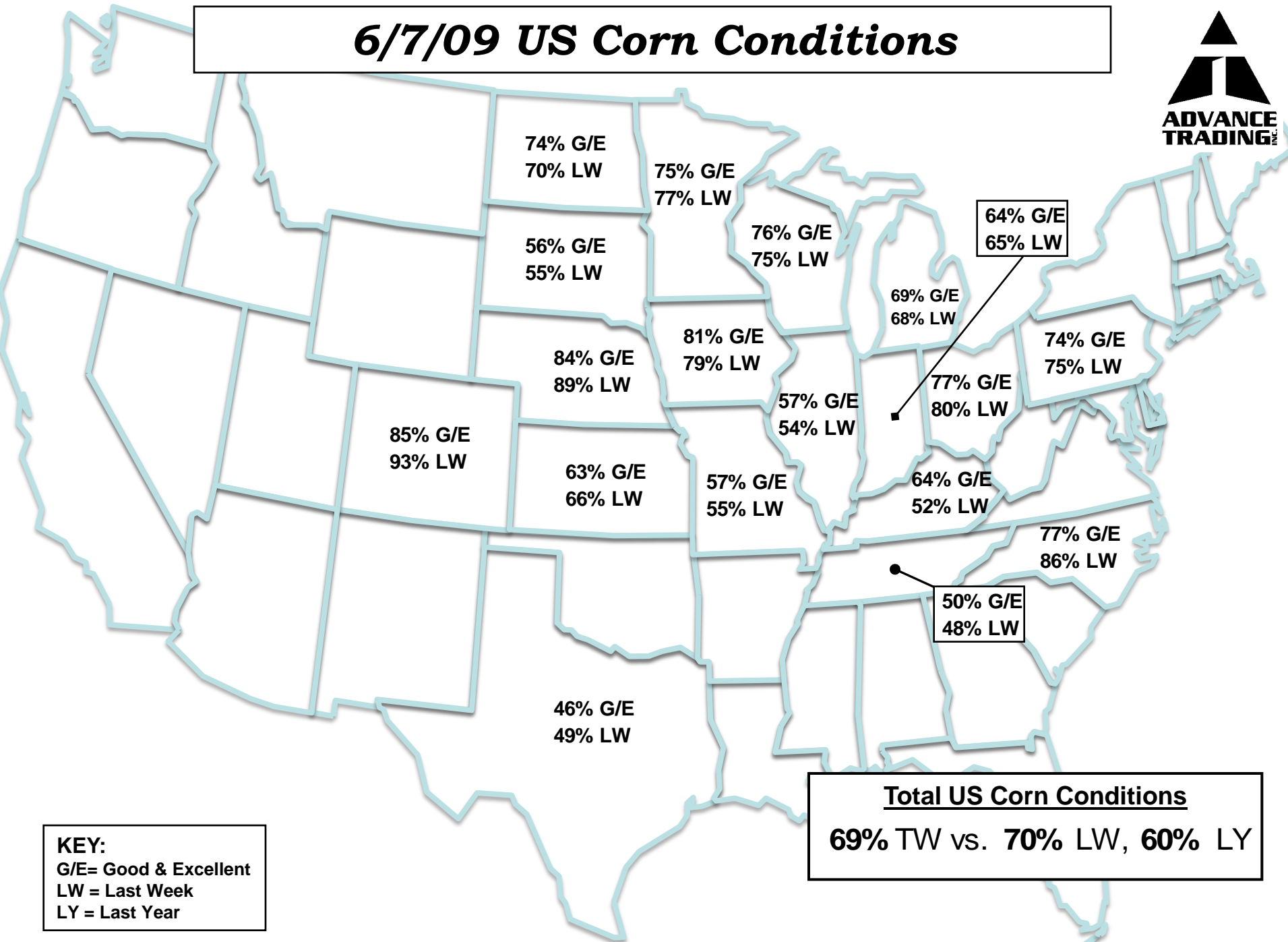
6/7/09 US Corn Emerged



KEY:
TW = This Week
LW = Last Week
LY = Last Year
AVG = Average

Total US Corn Emerged
87% TW vs. 73% LW, 87% LY, and 94% AVG

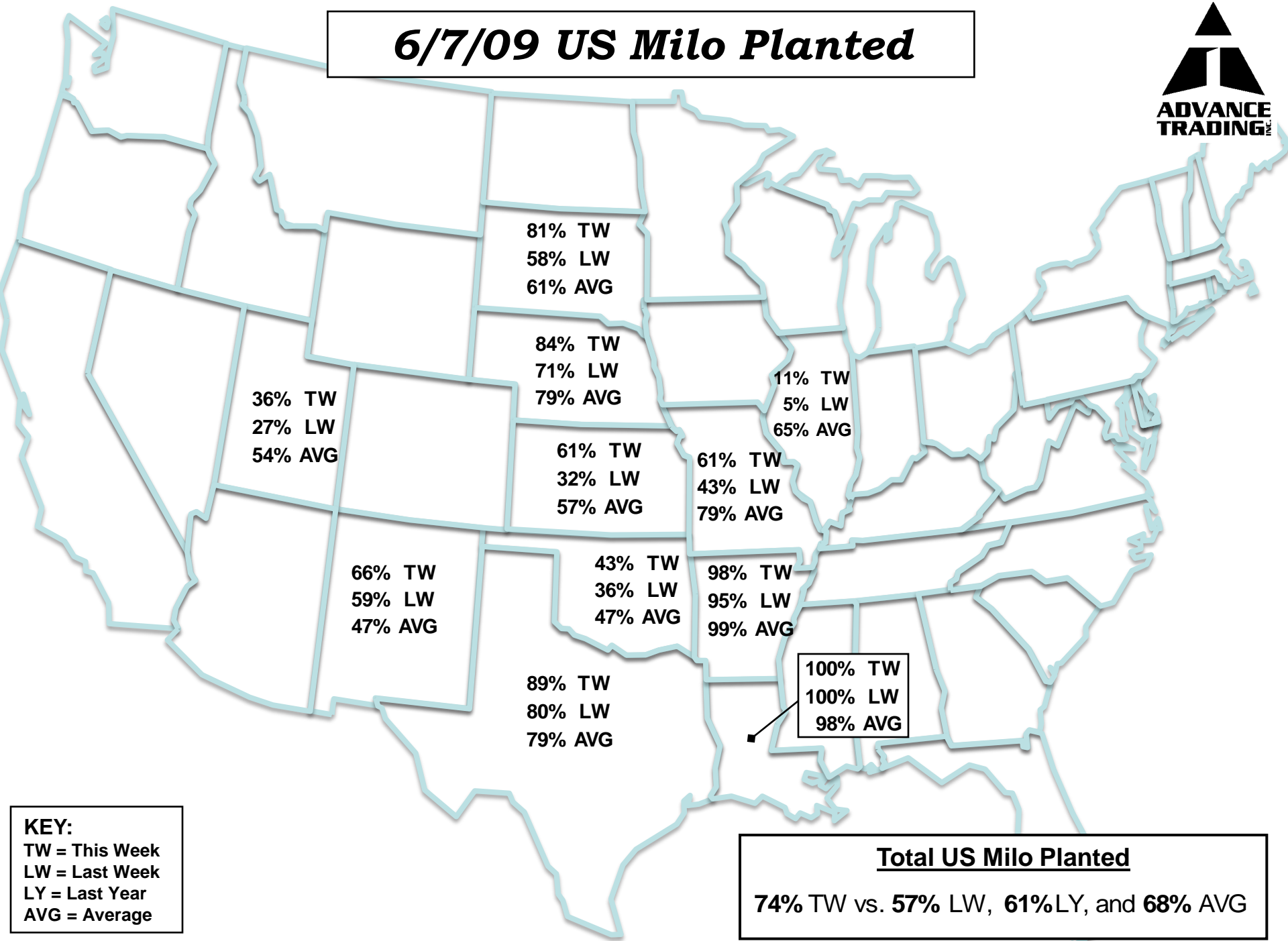
6/7/09 US Corn Conditions



KEY:
G/E= Good & Excellent
LW = Last Week
LY = Last Year

Total US Corn Conditions
69% TW vs. 70% LW, 60% LY

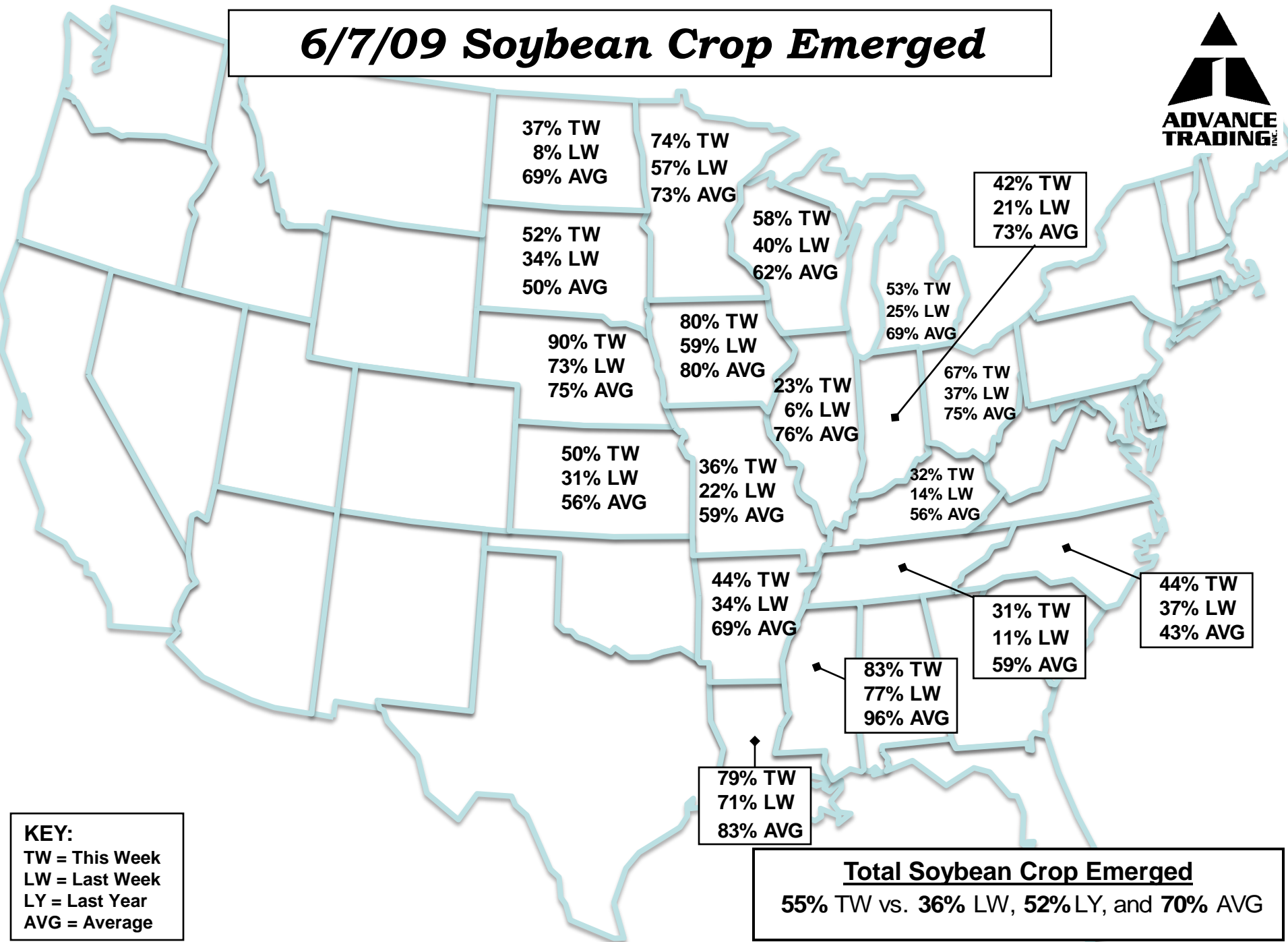
6/7/09 US Milo Planted



KEY:
TW = This Week
LW = Last Week
LY = Last Year
AVG = Average

Total US Milo Planted
74% TW vs. 57% LW, 61%LY, and 68% AVG

6/7/09 Soybean Crop Emerged



KEY:
TW = This Week
LW = Last Week
LY = Last Year
AVG = Average

Total Soybean Crop Emerged
55% TW vs. 36% LW, 52% LY, and 70% AVG

6/7/09 US Spring Wheat Planted



100% TW
100% LW
100% AVG

99% TW
96% LW
100% AVG

94% TW
82% LW
99% AVG

94% TW
87% LW
100% AVG

100% TW
96% LW
100% AVG

100% TW
100% LW
100% AVG

KEY:
TW = This Week
LW = Last Week
LY = Last Year
AVG = Average

Total US Spring Wheat Planted
96% TW vs. 89% LW, 100% LY, and 100% AVG

6/7/09 US Spring Wheat Emerged



99% TW
97% LW
99% AVG

96% TW
79% LW
96% AVG

75% TW
52% LW
96% AVG

81% TW
64% LW
97% AVG

98% TW
88% LW
97% AVG

100% TW
97% LW
100% AVG

KEY:
TW = This Week
LW = Last Week
LY = Last Year
AVG = Average

Total US Spring Wheat Emerged
84% TW vs. 67% LW, 97% LY, and 97% AVG

6/7/09 US Spring Wheat Conditions



48% G/E
67% LW

78% G/E
83% LW

78% G/E
75% LW

59% G/E
54% LW

86% G/E
86% LW

56% G/E
65% LW

Total US Spring Wheat Conditions
72% TW vs. 73% LW, 63% LY

KEY:
G/E= Good & Excellent
LW = Last Week
LY = Last Year

6/7/09 US Winter Wheat Headed



52% TW
30% LW
73% AVG

94% TW
47% LW
86% AVG

25% TW
11% LW
25% AVG

0% TW
0% LW
19% AVG

86% TW
67% LW
88% AVG

96% TW
74% LW
93% AVG

100% TW
99% LW
100% AVG

99% TW
99% LW
100% AVG

97% TW
95% LW
99% AVG

100% TW
100% LW
100% AVG

100% TW
100% LW
100% AVG

100% TW
98% LW
99% AVG

58% TW
26% LW
79% AVG

97% TW
90% LW
98% AVG

94% TW
86% LW
98% AVG

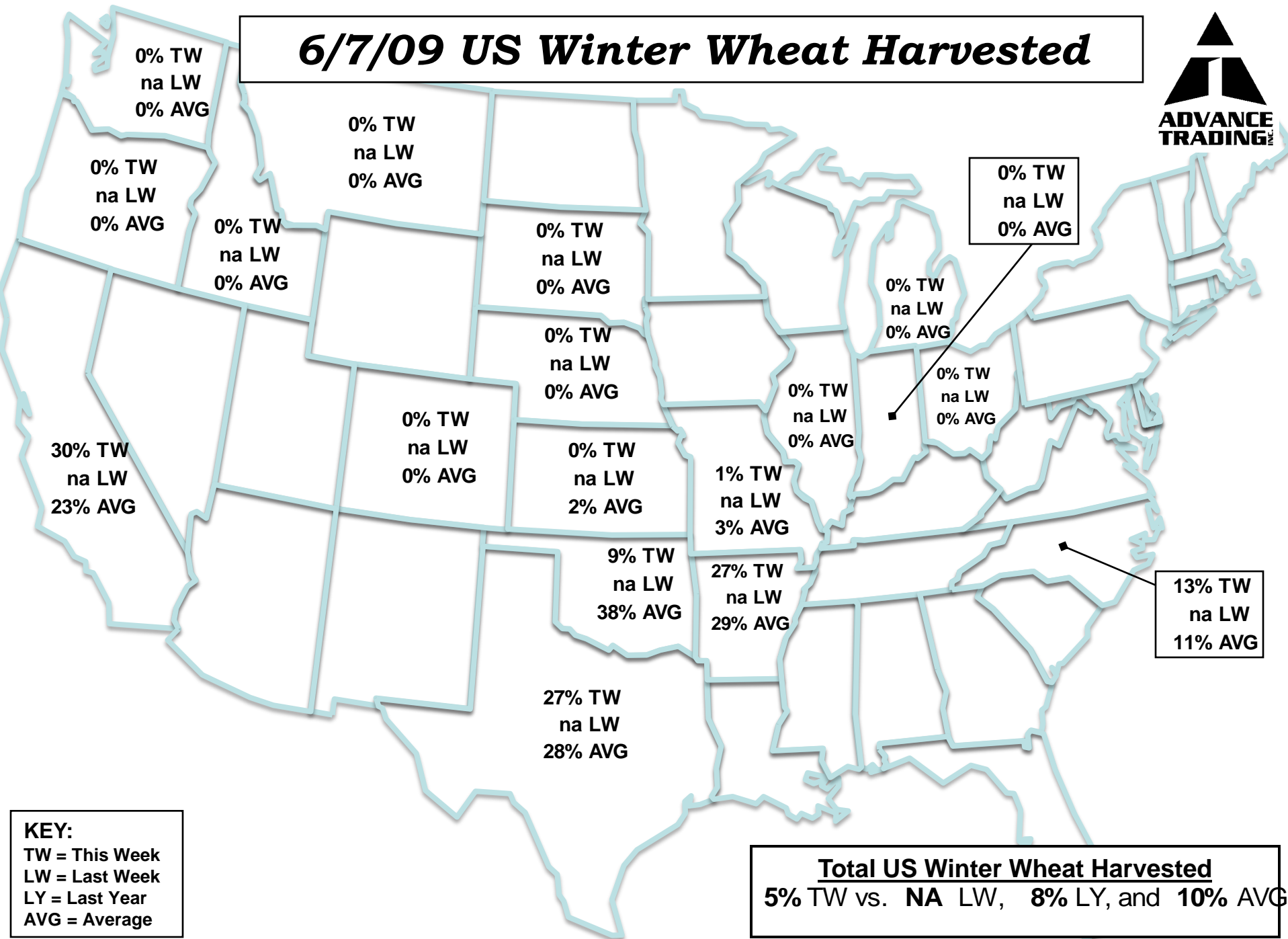
98% TW
78% LW
99% AVG

100% TW
100% LW
100% AVG

KEY:
TW = This Week
LW = Last Week
LY = Last Year
AVG = Average

Total US Winter Wheat Headed
84% TW vs. 77% LW, 82% LY, and 88% AVG

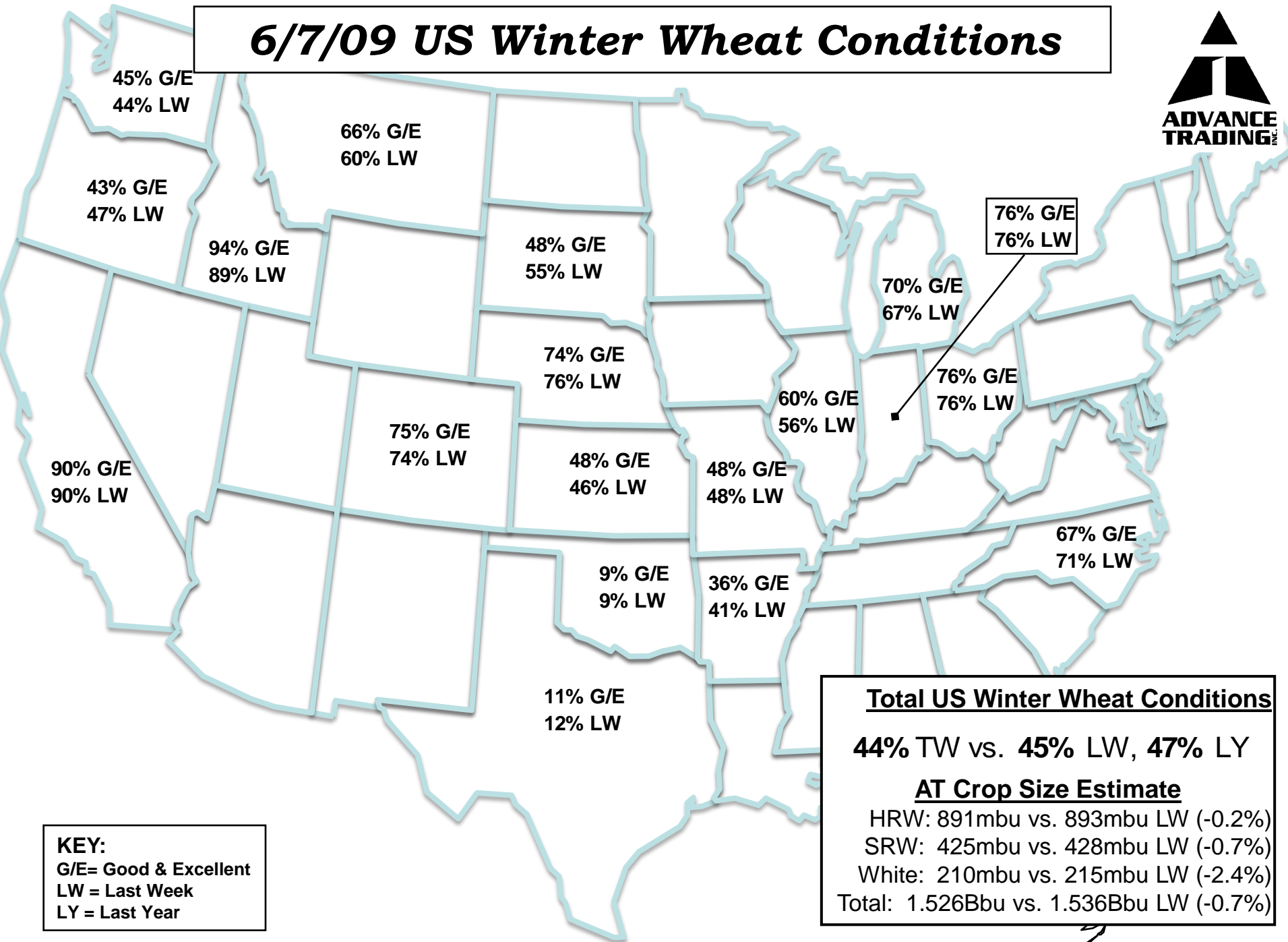
6/7/09 US Winter Wheat Harvested



KEY:
TW = This Week
LW = Last Week
LY = Last Year
AVG = Average

Total US Winter Wheat Harvested
5% TW vs. NA LW, 8% LY, and 10% AVG

6/7/09 US Winter Wheat Conditions



KEY:
G/E= Good & Excellent
LW = Last Week
LY = Last Year

Total US Winter Wheat Conditions
44% TW vs. 45% LW, 47% LY
AT Crop Size Estimate
HRW: 891mbu vs. 893mbu LW (-0.2%)
SRW: 425mbu vs. 428mbu LW (-0.7%)
White: 210mbu vs. 215mbu LW (-2.4%)
Total: 1.526Bbu vs. 1.536Bbu LW (-0.7%)

The information and data contained herein have been obtained from sources believed to be reliable but Advance Trading Inc. (“Advance”) does not warrant their accuracy or completeness. Recommendations and opinions contained herein reflect the judgment of Advance as of the date hereof, are subject to change, and are based on certain assumptions, only some of which are noted herein. Different assumptions could yield substantially different results. You are cautioned that there is no universally accepted method for analyzing financial instruments. Advance does not guarantee any results and there is no guarantee as to the liquidity of the instruments involved in our analysis. Advance, its affiliates, and its and their officers, directors, and employees may sell or purchase, for their own account or for customers, positions in futures, options or other instruments which may be similar or different from the positions referred to herein. Neither the information nor the recommendations and opinions expressed herein constitutes an offer to sell or buy any security, futures or option contract, or other instrument. As a matter of policy, Advance does not give tax, accounting, regulatory or legal advice to clients. Clients therefore should consult their own advisors regarding the tax, accounting and legal implications of the recommended strategies before transactions are effected. Information relating to past performance is not necessarily indicative of future results. Reproduction in any form without Advance’s express written consent is strictly forbidden. © 2009 Advance Trading Inc.

