



Powered By:



## User Guide

- New Account Procedure Slides 1-2
- New Accounts & Returning Users Options 3-9

Please call 877-234-3909 for further help or any questions.

## New Client Set-Up

1. Access

<http://www.marketsoncell.com>

2. Click the “New Users Sign Up” button on the right hand side of the page.

3. This will open a new page that looks like the diagram to the right.



# AGRI CHARTS mobile

Contact A Sales Rep  
At 877.234.3909  
sales@4mkts.com

# MARKETS on Cell

SIGN IN

---

## NEW ACCOUNT REGISTRATION

\*The marked field requires a value.

**Campaign Code/Sales Rep**

Campaign codes are not required, however if you received one from your retailer, please enter it here.

Campaign Code:

Sales Rep:

**Contact Information**

First Name: \*

Last Name: \*

Business Name:



Powered By:



4. If you have been give a campaign code please enter it.
5. If you know your sales rep – you can put them in or you can put in how you found us.
6. Fields with an \* to the right are required.
7. An email will allow us to contact you for service. We do not share any info.

The screenshot shows the 'NEW ACCOUNT REGISTRATION' page. At the top, there are logos for 'AGRI CHARTS mobile' and 'MARKETS on Cell'. Contact information for a sales rep is provided: 'Contact A Sales Rep At 877.234.3909 sales@4mkts.com'. A 'SIGN IN' link is visible in the top right. The main heading is 'NEW ACCOUNT REGISTRATION'. A note states: '\*The marked field requires a value.' The 'Campaign Code/Sales Rep' section includes a text input for 'Campaign Code' and a dropdown for 'Sales Rep'. The 'Contact Information' section has three fields: 'First Name: \*', 'Last Name: \*', and 'Business Name:'. The asterisks indicate required fields.

**AGRI CHARTS mobile** **MARKETS on Cell**

Contact A Sales Rep  
At 877.234.3909  
sales@4mkts.com

[SIGN IN](#)

### NEW ACCOUNT REGISTRATION

\*The marked field requires a value.

#### Campaign Code/Sales Rep

Campaign codes are not required, however if you received one from your retailer, please enter it here.

Campaign Code:

Sales Rep:

#### Contact Information

First Name: \*

Last Name: \*

Business Name:

8. You will have to check the “Receive Text Message” box for your account to go active.
9. For your “Username” Use Full Phone Number. Example: 8772343909
10. Please choose a custom password.
11. Accept Agreement and click “I Agree” to move forward

The screenshot shows a web browser window titled "Notification Consultants - Windows Internet Explorer" with the address bar displaying "http://www.notificationconsultants.com/moc/Registration.asp". The page contains several form fields and sections:

- Phone Number:** Input field with example "(ex.: 123456789)".
- Fax Number:** Input field with example "(ex.: 123456789)".
- Cell Phone Number:** Input field with example "\* (ex.: 123456789)".
- Receive Text Messages:** A checkbox labeled "I agree to any charges from my carrier for usage that may apply. more...".
- Carrier:** A dropdown menu with "-SELECT A CARRIER-" and a note: "\* Press 'E' if you would like to enter an email address; Or the first letter of the carrier to speed search."
- User Information:**
  - User Name:** Input field containing the digit "1".
  - Password:** Input field with an asterisk "\*" to the right.
  - Retype Password:** Input field with an asterisk "\*" to the right.
  - Password Reminder Question:** Dropdown menu with "-SELECT A PASSWORD REMINDER QUESTION" and an asterisk "\*" to the right.
  - Password Reminder Answer:** Input field with an asterisk "\*" to the right.
- Registration User Agreement:**


Before you may use this website you must review the Markets on Cell [Terms of Service](#) and agree, on behalf of yourself individually (if your business is a sole proprietorship) or your company (if your business is a corporation or partnership), to be bound by the [Terms of Service](#). After you have reviewed the [Terms of Service](#), please indicate your acceptance of its terms and conditions by clicking on the button marked "I Accept". By clicking on the button marked "I Accept" below you are stating to Markets on Cell that the information you provided about yourself and your company (if any) as part of this registration process is complete and accurate.



  - You are an adult, 18 years or older, and you have the legal capacity to enter into the [Terms of Service](#).
  - If your business is a corporation or partnership, you have the authority to enter into binding contracts on behalf of your company.
  - You have read and understand all of the terms and conditions of the [Terms of Service](#) and You and your company (if any) agree to be legally bound by the [Terms of Service](#).
  - If you cannot truthfully make these statements, you must click on the button marked "I Decline".

Please take a few minutes now to review our [Terms of Service](#) and [Privacy Statement](#).
- Footer:** Copyright © 2007 Notification Consultants Phone:(515) 309-2176 [Privacy Statement](#)

12. You will be brought to your account screen, as seen to the right.

13. Click “Select Your Markets”



AGRI CHARTS  MARKETS   
on Cell

Contact A Sales Rep  
At 877.234.3909  
sales@4mkts.com

NAME: TYLER BOTTOMS PHONE: 5153210307 ACCOUNT ID: 3873 [LOG OFF](#)

HOME

**MANAGE MY ALERTS**

**MANAGE MY PRICE ALARMS**

**MANAGE MY MARKETS**

**MANAGE MY PROFILE**

**LOG OFF**

**System Messages**

YOUR UPDATES WILL SHOW UP IN AN HOUR OR LESS YOU CAN SET UP MULTIPLE ACCOUNTS BY CLICKING ON THE "ADD NEW" ON YOUR EDIT MARKETS PAGE. EACH SET OF MARKETS IS INDEPENDENT. THUS YOU CAN SELECT DIFFERENT AUTO TIMES OR OTHER FEATURES. MANY FOLKS LIKE ONE SET OF MARKETS FOR GRAINS AND ANOTHER FOR LIVESTOCK OR STOCKS. SET UP AS MANY ACCOUNTS AS YOU WOULD LIKE, THERE IS NO EXTRA CHARGE. NOTE YOU NEED TO CLICK THE MULTIPLE RADIO BUTTON IF YOU WOULD LIKE MORE THAN THE FIRST SET OF MARKETS DELIVERED WHEN YOU USE THE ON REQUEST CALL IN SYSTEM.

**General Messages/What's New**

YOU CAN CHANGE YOUR PASSWORD IF YOU WOULD LIKE.

PLEASE RECORD YOUR PASSWORD. YOU CAN CHANGE THAT IN YOUR PROFILE. YOU WILL ALSO BE ASKED TO UPDATE YOUR OTHER INFORMATION ALSO.

IF YOU DO NOT GET ALL THE MARKETS SELECTED VISIT, RETURN TO THE MAIN PAGE AND ON THE LEFT BANNER CLICK ON MESSAGE SIZE TO LEARN MORE.

Copyright © 2007 Notification Consultants Phone: 877.234.3909 [Privacy Statement](#)

## Manage My Markets Page

1. Select Edit Markets to Enter and Change your Markets
2. Select Edit Auto Times to Enter and Change your Auto Sends

NAME: TYLER BOTTOMS PHONE: 5153210307 ACCOUNT ID: 3873

LOG OFF

### MANAGE MY MARKETS



#### Markets

Add New

Description	First Name	Last Name	Cell Phone	Organization	Edit Markets	Edit Auto Times	Delete
PRIMARY	TYLER	BOTTOMS	5153210307	A A MOC MAIN	Edit Markets	Edit Auto Times	Delete

## Edit Markets

- Name your Account
- Multiple: are you going to have more than 1 text sent to you (over 7 commodities chosen)
- Message Time: Choose time or not
- Quote Time: When quote was pulled
- Combo: ability to receive text and e-mail
- Label: Label the Commodities
- Delivery: Always have set Both

## Select Your Markets

Click on "Add/Change"

Select a Group then a Commodity (Next Screen)

You can also Enter Stock or Options at Bottom

**ALWAYS SAVE AFTER WORK IS DONE!**

x Clo

### EDIT MARKETS

Market Account Description:

Multiple:  YES  NO  EXTENDED

Message Time:  YES  NO

Quote Time:  YES  NO

Combo:  YES  NO

Label:  YES  NO

Delivery:

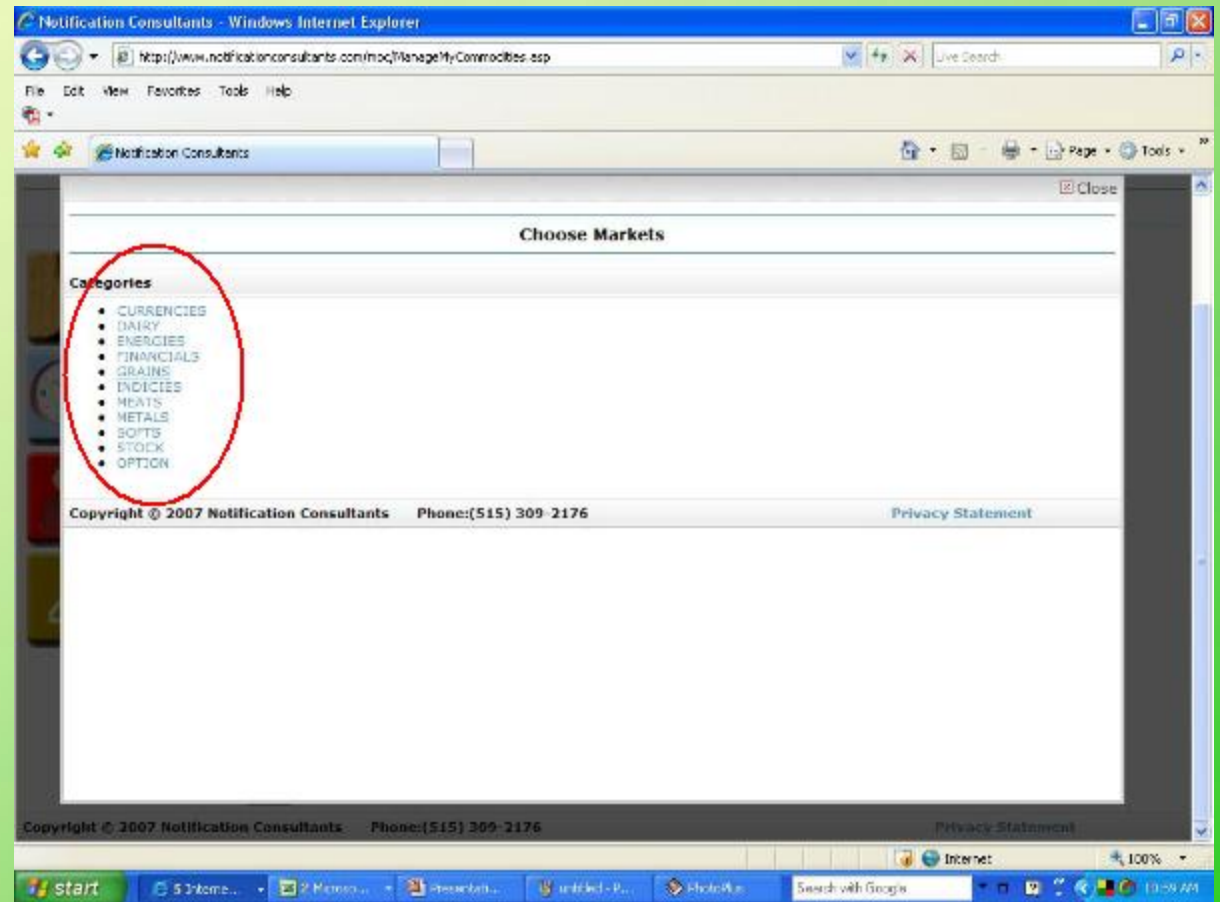
If you have changed any of the above fields please click save before selecting your markets.

For an explanation of the functions above click on the name of the function and an explanation will open.

**Click Add/Change below to add your markets**

Category	Commodity	Month	Symbol	Change	Remove
GRAINS	CORN	JUL9	CN9	Add/Change	Remove
GRAINS	SOYBEANS	JUL9	SN9	Add/Change	Remove
INDICIES	DOW INDUSTRIAL INDEX CASH		SINDU	Add/Change	Remove
ENERGIES	GASOLINE RBOB	JUN9	RBM9	Add/Change	Remove
ENERGIES	CRUDE OIL NYMEX	JUN9	CLM9	Add/Change	Remove
STOCK OR OPTION			KKD	Add/Change	Remove
STOCK OR OPTION			C	Add/Change	Remove
				Add/Change	

3. New Screen will display showing market Categories.
4. Select a Category. Example: “Grains”
5. Menu will expand to show all grain categories.
6. Select your grain. Example: “Corn”
7. Select which month you would like to follow. Example: “Dec8”
8. This quote will be added to your list. Repeat steps to add more quotes.



**NOTE: (E) after the quote stands for Electronic Trade**

9. As soon as you have your Quotes Table filled out with your custom Quotes Click the “Save” button at the bottom.

**THIS BUTTON MUST BE CLICKED FOR YOUR QUOTES TO SAVE PROPERLY!**

Notification Consultants - Windows: Internet Explorer  
http://www.notificationconsultants.com/stock/ManageMyCommodities.asp

Select Your Markets/View Current Markets

Multiple:  YES  NO  EXTENDED  
Message Time:  YES  NO  
Combo:  YES  NO  
Label:  YES  NO  
Delivery: BOTH

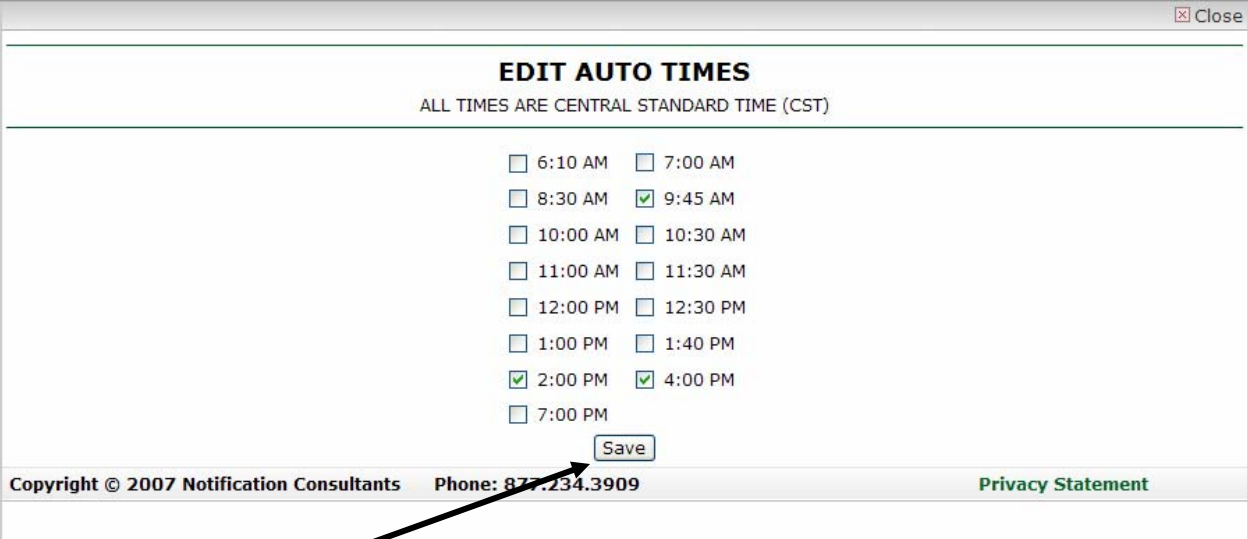
Category	Commodity	Month	Symbol	Add/Change	Remove
You have not selected this market.				Add/Change	
You have not selected this market.					
You have not selected this market.					
You have not selected this market.					
You have not selected this market.					
You have not selected this market.					
You have not selected this market.					
You have not selected this market.					
You have not selected this market.					
You have not selected this market.					

Save

Copyright © 2007 Notification Consultants Phone:(515) 309-2176 Privacy Statement

## Auto Send Selection

1. Click “Select Your Auto Times” button on the Manage My Markets Screen
2. New screen will come up, as seen to the right.
3. Check the boxes to select which times you want automatically sent to your phone. There is no limit.
4. Click “Save”



Close

### EDIT AUTO TIMES

ALL TIMES ARE CENTRAL STANDARD TIME (CST)

<input type="checkbox"/> 6:10 AM	<input type="checkbox"/> 7:00 AM
<input type="checkbox"/> 8:30 AM	<input checked="" type="checkbox"/> 9:45 AM
<input type="checkbox"/> 10:00 AM	<input type="checkbox"/> 10:30 AM
<input type="checkbox"/> 11:00 AM	<input type="checkbox"/> 11:30 AM
<input type="checkbox"/> 12:00 PM	<input type="checkbox"/> 12:30 PM
<input type="checkbox"/> 1:00 PM	<input type="checkbox"/> 1:40 PM
<input checked="" type="checkbox"/> 2:00 PM	<input checked="" type="checkbox"/> 4:00 PM
<input type="checkbox"/> 7:00 PM	

Save

Copyright © 2007 Notification Consultants Phone: 877.234.3909 Privacy Statement






## Managing Your Settings

1. Select “Manage My Profile” button. →
2. Fill out information if changed.
3. You can change any setting from cell phone number, carrier to address. Please try to keep this up to date for our systems.
4. Click “Save” after each time to insure proper update.



**MANAGE MY PROFILE**

---



\* The marked field requires a value.

**Contact Information**

First Name: \*

Last Name: \*

---

Business Name:

Job Title:

---

Address: \*

City: \*

State: \*

Zip Code: \*

---

Email Address:

---

Phone Number:

Each time you leave a section you are returned to the Home account screen.

1. When done – just click the “Log Off”

AGRI CHARTS mobile MARKETS on Cell

Contact A Sales Rep  
At 877.234.3909  
sales@4mkts.com

NAME: TYLER BOTTOMS PHONE: 5153210307 ACCOUNT ID: 3873 LOG OFF

HOME

**MANAGE MY ALERTS**

**MANAGE MY PRICE ALARMS**

**MANAGE MY MARKETS**

**MANAGE MY PROFILE**

**LOG OFF**

**System Messages**

YOUR UPDATES WILL SHOW UP IN AN HOUR OR LESS YOU CAN SET UP MULTIPLE ACCOUNTS BY CLICKING ON THE "ADD NEW" ON YOUR EDIT MARKETS PAGE. EACH SET OF MARKETS IS INDEPENDENT. THUS YOU CAN SELECT DIFFERENT AUTO TIMES OR OTHER FEATURES. MANY FOLKS LIKE ONE SET OF MARKETS FOR GRAINS AND ANOTHER FOR LIVESTOCK OR STOCKS. SET UP AS MANY ACCOUNTS AS YOU WOULD LIKE, THERE IS NO EXTRA CHARGE. NOTE YOU NEED TO CLICK THE MULTIPLE RADIO BUTTON IF YOU WOULD LIKE MORE THAN THE FIRST SET OF MARKETS DELIVERED WHEN YOU USE THE ON REQUEST CALL IN SYSTEM.

**General Messages/What's New**

YOU CAN CHANGE YOUR PASSWORD IF YOU WOULD LIKE.

PLEASE RECORD YOUR PASSWORD. YOU CAN CHANGE THAT IN YOUR PROFILE. YOU WILL ALSO BE ASKED TO UPDATE YOUR OTHER INFORMATION ALSO.

IF YOU DO NOT GET ALL THE MARKETS SELECTED VISIT, RETURN TO THE MAIN PAGE AND ON THE LEFT BANNER CLICK ON MESSAGE SIZE TO LEARN MORE.

Copyright © 2007 Notification Consultants Phone: 877.234.3909 Privacy Statement

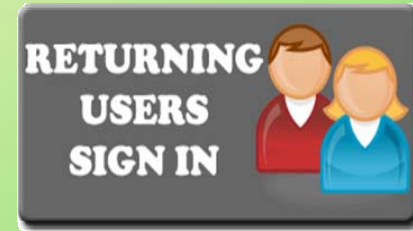


Powered By:



## Returning Users:

- Visit [www.marketsoncell.com](http://www.marketsoncell.com)
- Select “Returning Users Sign In”
- Remember Username is Cell Phone Number. Password is custom set please write this down or save it for future reference. Default Password is 1234
- Once signed in you can follow previous slide instructions to change all personal settings to markets.



Agricharts Mobile in partnership with Markets on Cell and Notification Consultants appreciates your business and is proud to bring you this unique service. Please call if any assistance is needed or for information on our other great products.