



WEEKLY EXPORTS

David Scheibel
david@mnwestag.com
 Toll Free 1-877-365-3744
www.mnwestag.com

Thursday Jan 07, 2010

WEEKLY EXPORT SALES

Week Ending	mil bu <u>Corn</u>		mil bu <u>Soybeans</u>		mil bu <u>Wheat</u>		000 tons <u>Soymeal</u>		000 tons <u>Soyoil</u>	
	2009-10	2010-11	2009-10	2010-11	2009-10	2010-11	2009-10	2010-11	2009-10	2010-11
10/29/09	22.2	0.3	19.2	0.1	10.5	0.0	116.7	0.0	6.9	0.0
11/05/09	19.2	0.0	46.8	0.0	15.1	0.0	224.1	0.1	5.8	0.0
11/12/09	13.9	0.0	49.6	0.0	13.3	0.0	357.5	10.3	12.4	0.0
11/19/09	48.2	15.9	41.7	0.0	12.9	1.6	225.2	1.4	19.2	0.0
11/26/09	25.9	0.0	26.6	0.3	14.4	0.0	107.4	6.5	19.0	0.0
12/03/09	33.4	0.0	34.1	-0.3	9.0	0.0	297.2	7.0	12.3	0.0
12/10/09	48.3	0.0	34.3	0.4	12.7	0.0	191.4	-7.0	20.7	0.0
12/17/09	62.7	0.0	43.9	6.4	8.1	0.0	254.2	0.0	46.7	0.0
12/24/09	30.4	0.0	29.4	10.1	13.6	0.0	286.9	0.6	1.5	0.0
12/31/09	14.4	0.0	26.7	0.0	3.4	0.0	61.8	0.0	3.5	0.0
10 Wk Ave	31.9	1.6	35.2	1.7	11.3	0.2	212.2	1.9	14.8	0.0

TRADE ESTIMATES**

	mil bu <u>Corn</u>	mil bu <u>Soybeans</u>	mil bu <u>Wheat</u>	000 tons <u>Soymeal</u>	000 tons <u>Soyoil</u>
12/31/09	17.7-25.6	22.0-31.2	9.2-16.5	150-250	5-15

**Estimates include both old and new crop all commodities

EXPORT ANALYSIS

Week Ending	mil bu <u>Corn</u>	mil bu <u>Soybeans</u>	mil bu <u>Wheat</u>	000 tons <u>Soymeal</u>	000 tons <u>Soyoil</u>
Year to Date Sales	999	1186	590	5830	789
YTD Sales (Last Year)	839	767	802	3122	211
USDA Yearly Estimate**	2050	1340	875	8492	1470
Weeks Left in Crop Year	34	34	23	39	39
Needed to Reach USDA Total	1051	154	285	2662	681
Needed Weekly to Reach USDA Total	30.9	4.5	12.4	68.3	17.5

** Meal projection does not include hulls

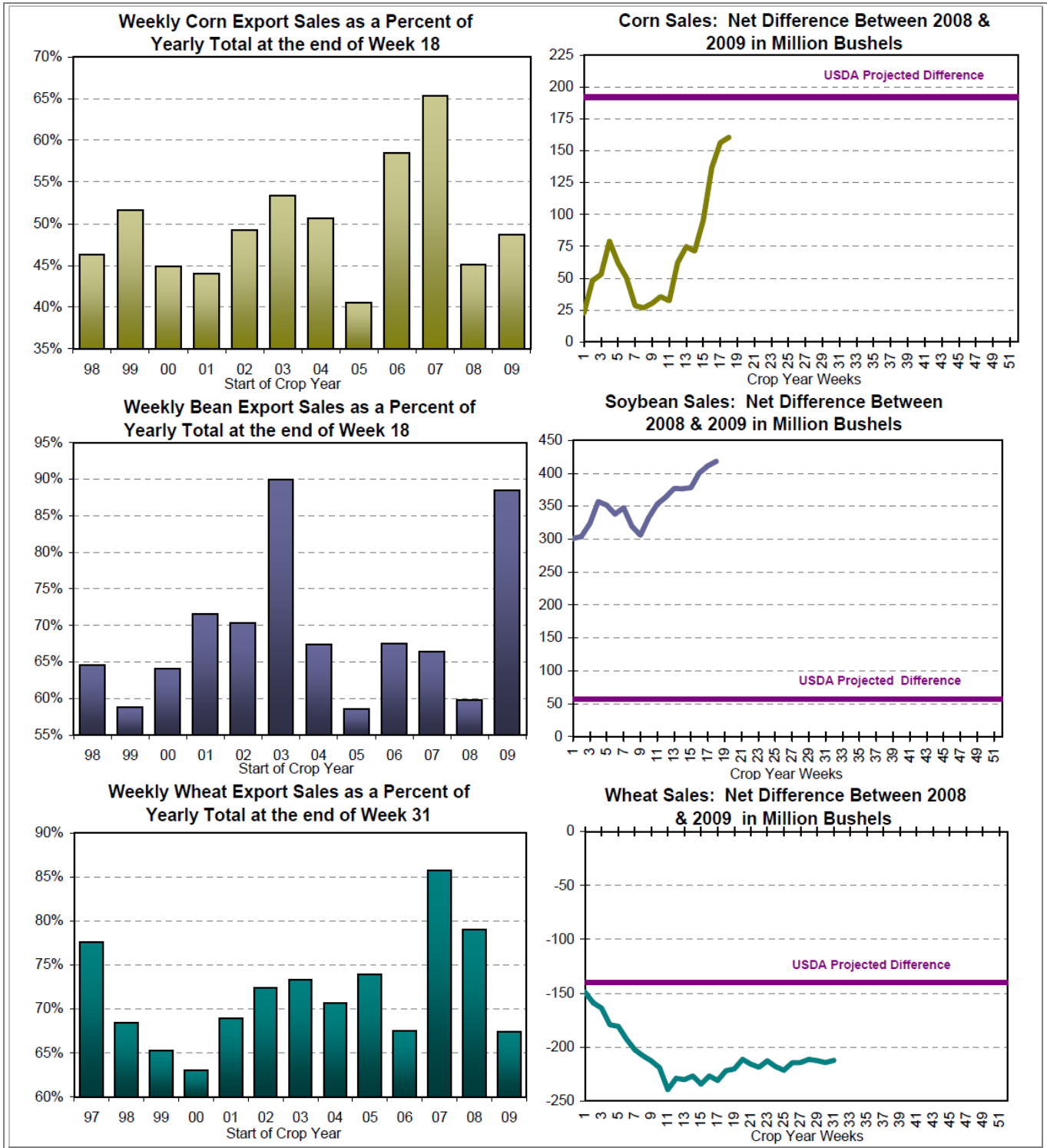
The information contained herein was obtained from sources believed to be reliable, but cannot be guaranteed. FC Stone may have contributed to this report. All examples given are strictly hypothetical and neither the information, nor any opinion expressed, constitutes a solicitation to market commodities or buy or sell futures or options on futures. Past financial performance and results are not indicative of, nor do they guarantee, future performance. Commodity marketing and trading has inherent risks. Trading and/or marketing decisions, as well as any gains or losses thereof, are the sole responsibility of the commodity owner, producer, and or account holder. Minnesota West Ag. Services, LLC, its principals and employees assume no liability for any use of any information contained herein. Reproduction without authorization is forbidden.



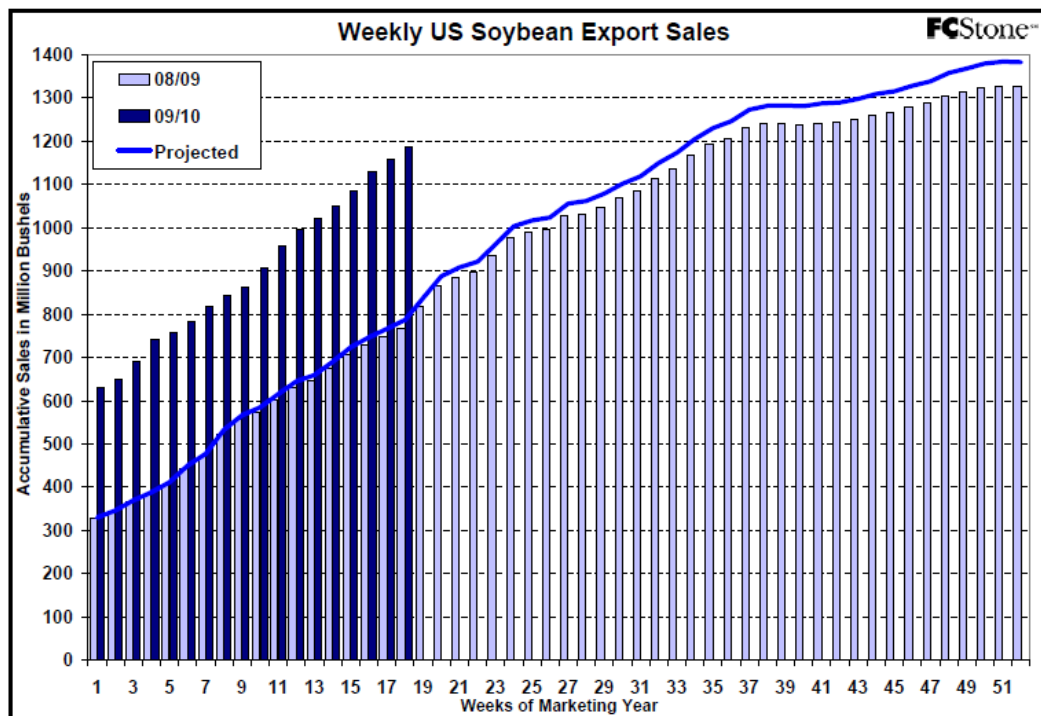
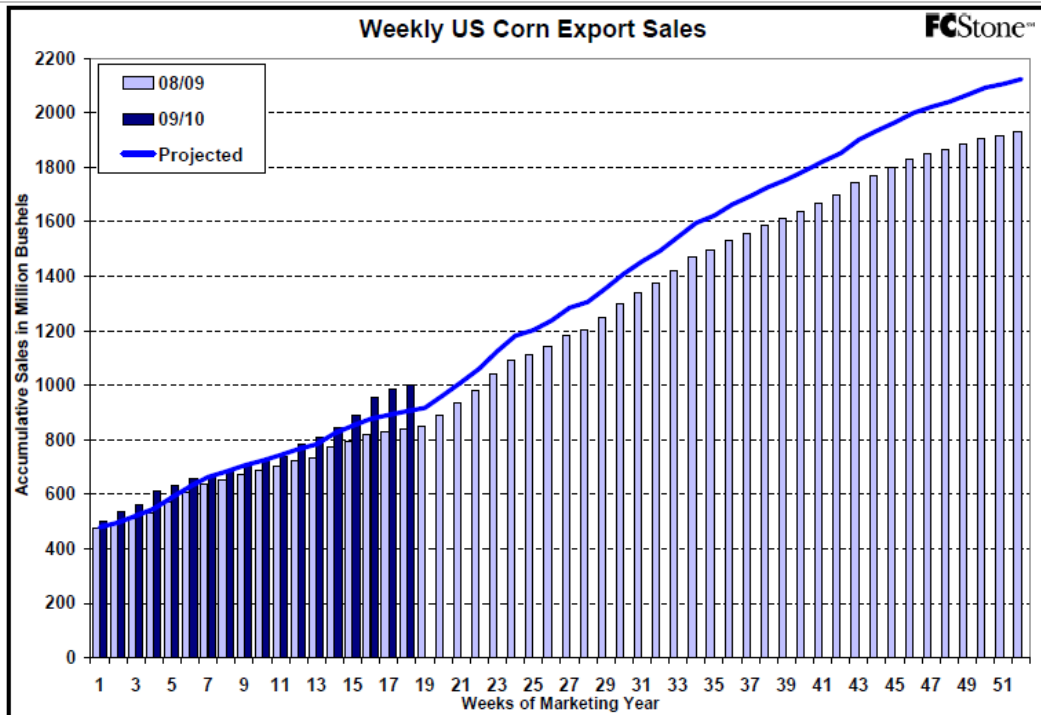
WEEKLY EXPORTS

David Scheibel
david@mnwestag.com
 Toll Free 1-877-365-3744
www.mnwestag.com

Thursday Jan 07, 2010



The information contained herein was obtained from sources believed to be reliable, but cannot be guaranteed. FC Stone may have contributed to this report. All examples given are strictly hypothetical and neither the information, nor any opinion expressed, constitutes a solicitation to market commodities or buy or sell futures or options on futures. Past financial performance and results are not indicative of, nor do they guarantee, future performance. Commodity marketing and trading has inherent risks. Trading and/or marketing decisions, as well as any gains or losses thereof, are the sole responsibility of the commodity owner, producer, and or account holder. Minnesota West Ag. Services, LLC, its principals and employees assume no liability for any use of any information contained herein. Reproduction without authorization is forbidden.



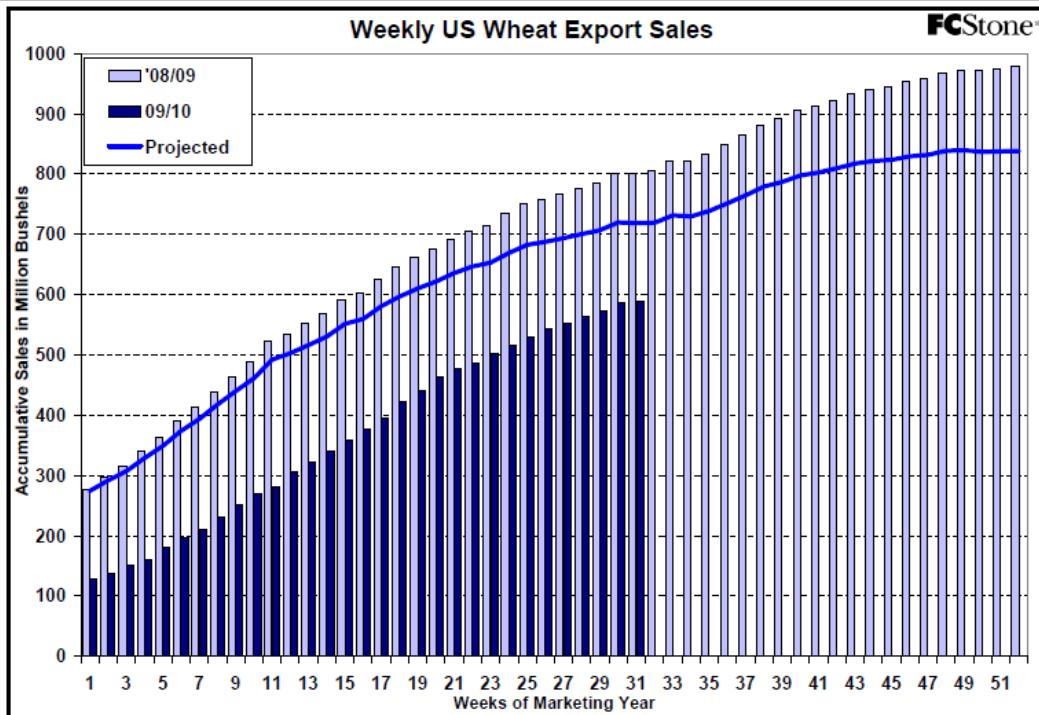
The information contained herein was obtained from sources believed to be reliable, but cannot be guaranteed. FC Stone may have contributed to this report. All examples given are strictly hypothetical and neither the information, nor any opinion expressed, constitutes a solicitation to market commodities or buy or sell futures or options on futures. Past financial performance and results are not indicative of, nor do they guarantee, future performance. Commodity marketing and trading has inherent risks. Trading and/or marketing decisions, as well as any gains or losses thereof, are the sole responsibility of the commodity owner, producer, and or account holder. Minnesota West Ag. Services, LLC, its principals and employees assume no liability for any use of any information contained herein. Reproduction without authorization is forbidden.



WEEKLY EXPORTS

David Scheibel
david@mnwestag.com
 Toll Free 1-877-365-3744
www.mnwestag.com

Thursday Jan 07, 2010



Estimated Funds Position

January 6, 2010

Funds 30-day	CORN			SOYBEANS			MEAL			OIL			CHI WHEAT			KC WHEAT		
	Daily	CFTC*	Net	Daily	CFTC*	Net	Daily	CFTC*	Net	Daily	CFTC*	Net	Daily	CFTC*	Net	Daily	CFTC*	Net
7-Dec M	-7,000		192,956	5,000		117,292	1,000		36,675	2,000		37,944	-3,000		-12,693	0		24,519
8-Dec T	4,000	194,766	196,956	-5,000	116,917	112,292	1,000	33,036	37,675	-2,000	38,947	35,944	-2,000	-967	-14,693	0	21,706	24,519
9-Dec W	-3,000		191,766	-7,000		109,917	-2,000		31,036	-3,000		35,947	-3,000		-3,967	0		21,706
10-Dec TH	11,000		202,766	-2,000		107,917	-1,000		30,036	2,000		37,947	2,000		-1,967	0		21,706
11-Dec F	11,000		213,766	6,000		113,917	1,000		31,036	1,000		38,947	2,000		33	500		22,206
14-Dec M	3,000		216,766	6,000		119,917	2,000		33,036	1,000		39,947	3,000		3,033	0		22,206
15-Dec T	-2,000	212,961	214,766	4,000	119,467	123,917	1,000	34,847	34,036	1,000	36,272	40,947	-2,000	-7,112	1,033	200	18,664	22,406
16-Dec W	3,000		215,961	4,000		123,467	0		34,847	2,000		38,272	0		-7,112	0		18,664
17-Dec TH	-9,000		206,961	-6,000		117,467	-2,000		32,847	-3,000		35,272	-4,000		-11,112	-300		18,364
18-Dec F	2,000		208,961	-4,000		113,467	-1,000		31,847	-2,000		33,272	3,000		-8,112	500		18,864
21-Dec M	4,000		212,961	-4,000		109,467	-1,000		30,847	0		33,272	-2,000		-10,112	0		18,864
22-Dec T	-2,000	214,842	210,961	-4,000	91,119	105,467	-1,000	24,716	29,847	-2,000	23,543	31,272	1,000	-24,796	-9,112	0	15,400	18,864
23-Dec W	2,000		216,842	3,000		94,119	1,000		25,716	0		23,543	1,000		-23,796	0		15,400
24-Dec TH	1,000		217,842	-1,000		93,119	0		25,716	1,000		24,543	-1,000		-24,796	0		15,400
26-Dec M	5,000		222,842	4,000		97,119	1,000		26,716	2,000		26,543	3,000		-21,796	400		15,800
29-Dec T	2,000	236,788	224,842	4,000	75,650	101,119	1,000	24,578	27,716	0	22,502	26,543	-2,000	-25,868	-23,796	0	16,698	15,800
30-Dec W	-6,000		230,788	-4,000		71,650	1,000		25,578	2,000		24,502	1,000		-24,868	0		16,698
31-Dec TH	2,000		232,788	3,000		74,650	0		25,578	2,000		26,502	-1,000		-25,868	-200		16,498
4-Jan M	8,000		240,788	4,000		78,650	1,000		26,578	3,000		29,502	4,000		-21,868	0		16,498
5-Jan T	1,000		241,788	3,000		81,650	1,000		27,578	-2,000		27,502	1,000		-20,868	500		16,998
6-Jan W	6,000		247,788	-4,000		77,650	-1,000		26,578	-2,000		25,502	4,000		-16,868	0		16,998

The information contained herein was obtained from sources believed to be reliable, but cannot be guaranteed. FC Stone may have contributed to this report. All examples given are strictly hypothetical and neither the information, nor any opinion expressed, constitutes a solicitation to market commodities or buy or sell futures or options on futures. Past financial performance and results are not indicative of, nor do they guarantee, future performance. Commodity marketing and trading has inherent risks. Trading and/or marketing decisions, as well as any gains or losses thereof, are the sole responsibility of the commodity owner, producer, and or account holder. Minnesota West Ag. Services, LLC, its principals and employees assume no liability for any use of any information contained herein. Reproduction without authorization is forbidden.