



WEEKLY EXPORTS

David Scheibel

david@mnwestag.com

Toll Free 1-877-365-3744

www.mnwestag.com

Thursday Jan 21, 2010

WEEKLY EXPORT SALES

Week Ending	mil bu <u>Corn</u>		mil bu <u>Soybeans</u>		mil bu <u>Wheat</u>		000 tons <u>Soymeal</u>		000 tons <u>Soyoil</u>	
	2009-10	2010-11	2009-10	2010-11	2009-10	2010-11	2009-10	2010-11	2009-10	2010-11
11/12/09	13.9	0.0	49.6	0.0	13.3	0.0	357.5	10.3	12.4	0.0
11/19/09	48.2	15.9	41.7	0.0	12.9	1.6	225.2	1.4	19.2	0.0
11/26/09	25.9	0.0	26.6	0.3	14.4	0.0	107.4	6.5	19.0	0.0
12/03/09	33.4	0.0	34.1	-0.3	9.0	0.0	297.2	7.0	12.3	0.0
12/10/09	48.3	0.0	34.3	0.4	12.7	0.0	191.4	-7.0	20.7	0.0
12/17/09	62.7	0.0	43.9	6.4	8.1	0.0	254.2	0.0	46.7	0.0
12/24/09	30.4	0.0	29.4	10.1	13.6	0.0	286.9	0.6	1.5	0.0
12/31/09	14.4	0.0	26.7	0.0	3.4	0.0	61.8	0.0	3.5	0.0
01/07/10	12.9	0.0	27.7	0.0	6.7	0.0	356.7	0.3	50.0	0.0
01/14/10	63.4	0.0	34.2	2.2	30.3	2.2	416.2	1.4	10.4	0.0
10 Wk Ave	35.4	1.6	34.8	1.9	12.4	0.4	255.5	2.1	19.6	0.0

TRADE ESTIMATES**

	mil bu <u>Corn</u>	mil bu <u>Soybeans</u>	mil bu <u>Wheat</u>	000 tons <u>Soymeal</u>	000 tons <u>Soyoil</u>
01/14/10	25.6-39.4	27.6-34.9	9.2-12.9	200-300	10-20

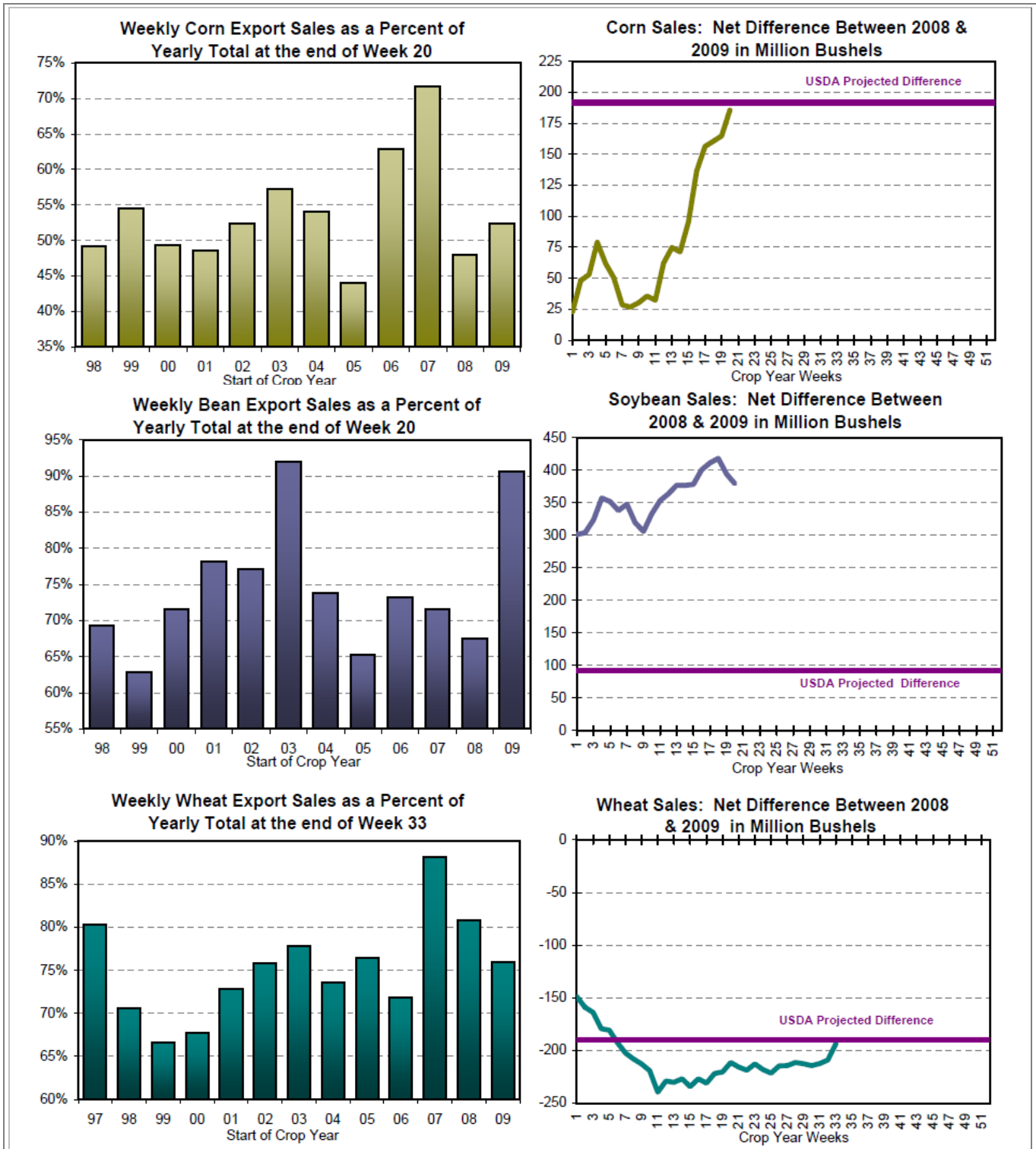
**Estimates include both old and new crop all commodities

EXPORT ANALYSIS

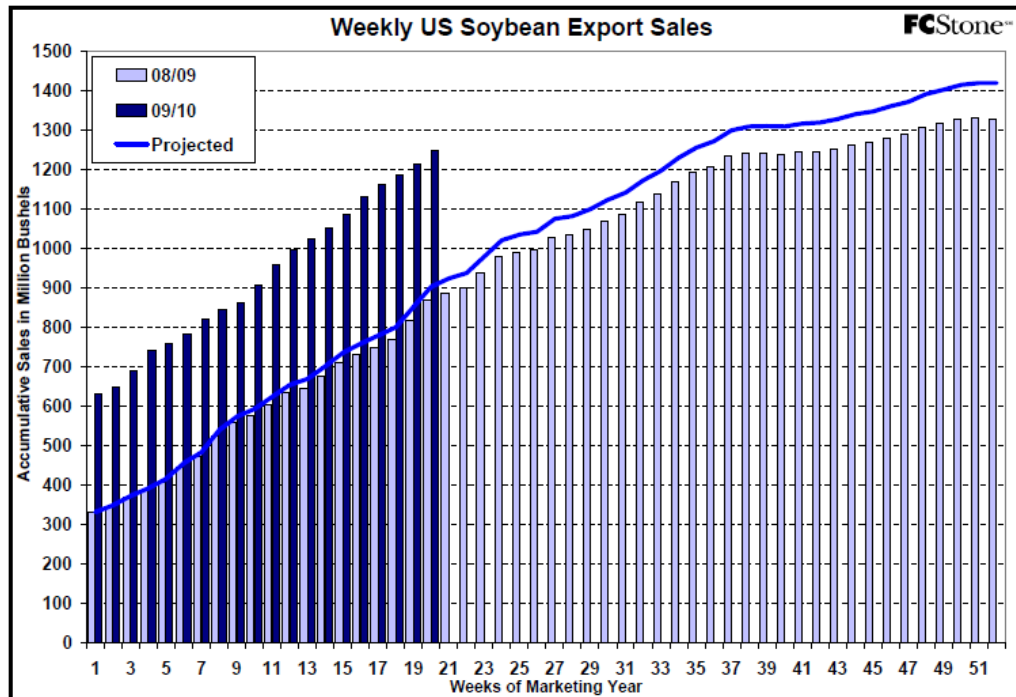
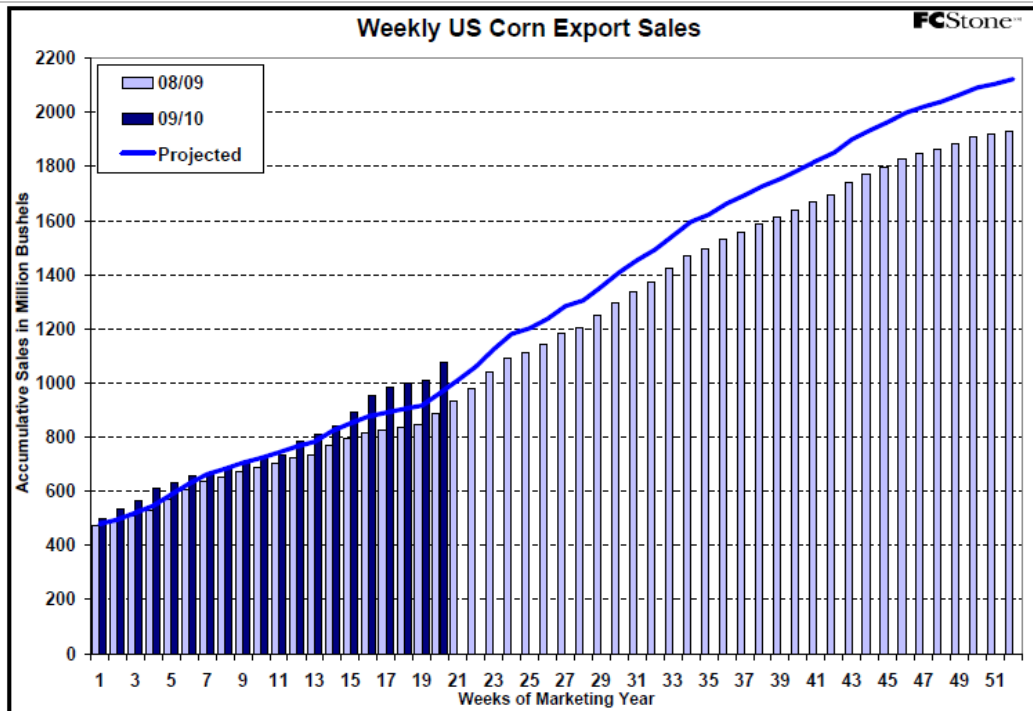
Week Ending	mil bu <u>Corn</u>	mil bu <u>Soybeans</u>	mil bu <u>Wheat</u>	000 tons <u>Soymeal</u>	000 tons <u>Soyoil</u>
Year to Date Sales	1075	1245	627	6603	849
YTD Sales (Last Year)	890	866	821	3407	235
USDA Yearly Estimate**	2050	1375	825	8756	1470
Weeks Left in Crop Year	32	32	21	37	37
Needed to Reach USDA Total	975	130	198	2153	621
Needed Weekly to Reach USDA Total	30.5	4.1	9.4	58.2	16.8

** Meal projection does not include hulls

The information contained herein was obtained from sources believed to be reliable, but cannot be guaranteed. FC Stone may have contributed to this report. All examples given are strictly hypothetical and neither the information, nor any opinion expressed, constitutes a solicitation to market commodities or buy or sell futures or options on futures. Past financial performance and results are not indicative of, nor do they guarantee, future performance. Commodity marketing and trading has inherent risks. Trading and/or marketing decisions, as well as any gains or losses thereof, are the sole responsibility of the commodity owner, producer, and or account holder. Minnesota West Ag. Services, LLC, its principals and employees assume no liability for any use of any information contained herein. Reproduction without authorization is forbidden.



The information contained herein was obtained from sources believed to be reliable, but cannot be guaranteed. FC Stone may have contributed to this report. All examples given are strictly hypothetical and neither the information, nor any opinion expressed, constitutes a solicitation to market commodities or buy or sell futures or options on futures. Past financial performance and results are not indicative of, nor do they guarantee, future performance. Commodity marketing and trading has inherent risks. Trading and/or marketing decisions, as well as any gains or losses thereof, are the sole responsibility of the commodity owner, producer, and or account holder. Minnesota West Ag. Services, LLC, its principals and employees assume no liability for any use of any information contained herein. Reproduction without authorization is forbidden.



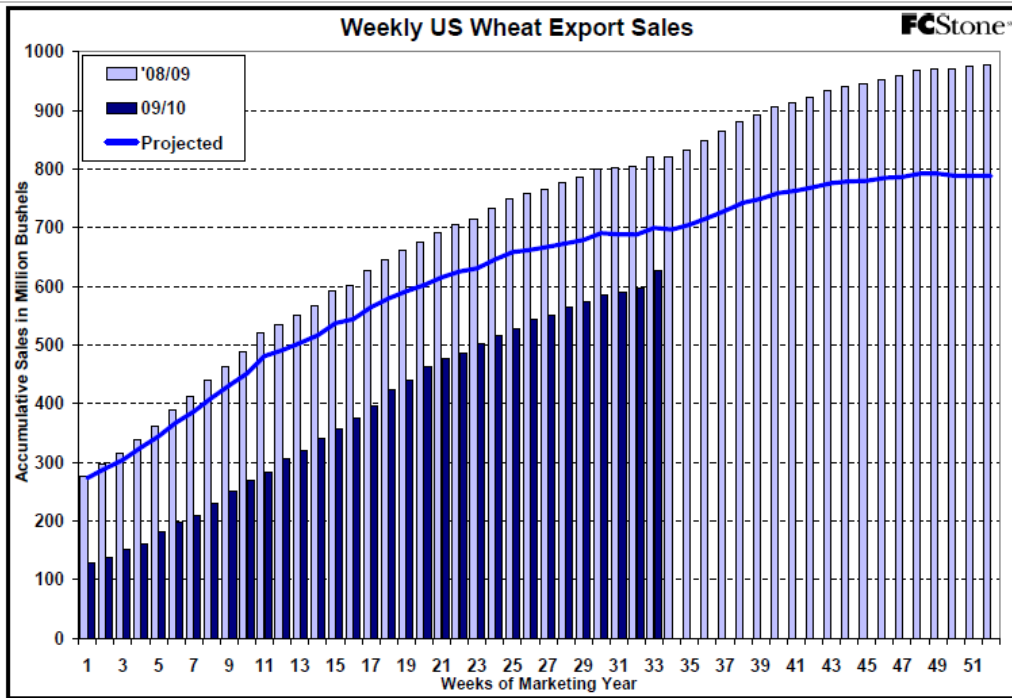
The information contained herein was obtained from sources believed to be reliable, but cannot be guaranteed. FC Stone may have contributed to this report. All examples given are strictly hypothetical and neither the information, nor any opinion expressed, constitutes a solicitation to market commodities or buy or sell futures or options on futures. Past financial performance and results are not indicative of, nor do they guarantee, future performance. Commodity marketing and trading has inherent risks. Trading and/or marketing decisions, as well as any gains or losses thereof, are the sole responsibility of the commodity owner, producer, and or account holder. Minnesota West Ag. Services, LLC, its principals and employees assume no liability for any use of any information contained herein. Reproduction without authorization is forbidden.



WEEKLY EXPORTS

David Scheibel
david@mnwestag.com
 Toll Free 1-877-365-3744
www.mnwestag.com

Thursday Jan 21, 2010



Estimated Funds Position

January 21, 2010

Funds 30-day	CORN			SOYBEANS			MEAL			OIL			CHI WHEAT			KC WHEAT		
	Daily	CFTC*	Net	Daily	CFTC*	Net	Daily	CFTC*	Net	Daily	CFTC*	Net	Daily	CFTC*	Net	Daily	CFTC*	Net
21-Dec M	4,000		212,961	-4,000		109,467	-1,000		30,847	0		33,272	-2,000		-18,112	0		18,864
22-Dec T	-2,000	214,842	210,961	-4,000	91,119	105,467	-1,000	24,716	29,847	-2,000	23,543	31,272	1,000	-24,796	-9,112	0	15,400	18,864
23-Dec W	2,000		216,842	3,000		94,119	1,000		25,716	0		23,543	1,000		-23,796	0		15,400
24-Dec TH	1,000		217,842	-1,000		93,119	0		25,716	1,000		24,543	-1,000		-24,796	0		15,400
28-Dec M	5,000		222,842	4,000		97,119	1,000		26,716	2,000		26,543	3,000		-21,796	400		15,800
29-Dec T	2,000	236,788	224,842	4,000	75,650	101,119	1,000	24,578	27,716	0	22,502	26,543	-2,000	-25,868	-23,796	0	16,698	15,800
30-Dec W	-6,000		230,788	-4,000		71,650	1,000		25,578	2,000		24,502	1,000		-24,868	0		16,698
31-Dec TH	2,000		232,788	3,000		74,650	0		25,578	2,000		26,502	-1,000		-25,868	-200		16,498
4-Jan M	8,000		240,788	4,000		78,650	1,000		26,578	3,000		29,502	4,000		-21,868	0		16,498
5-Jan T	1,000	263,980	241,788	3,000	87,809	81,650	1,000	29,025	27,578	-2,000	29,691	27,502	1,000	-20,626	-20,868	500	18,493	16,998
6-Jan W	6,000		269,980	-4,000		83,809	-1,000		28,025	-2,000		27,691	4,000		-16,626	0		18,493
7-Jan TH	-8,000		261,980	-6,000		77,809	-1,000		27,025	-2,000		25,691	-2,000		-18,626	-300		18,193
8-Jan F	15,000		276,980	-4,000		73,809	0		27,025	-2,000		23,691	4,000		-14,626	500		18,693
11-Jan M	-3,000		273,980	-4,000		69,809	-1,000		26,025	-2,000		21,691	3,000		-11,626	500		19,193
12-Jan T	-15,000	273,133	258,980	-12,000	62,359	57,809	-3,000	26,587	23,025	-4,000	24,491	17,691	-7,000	-23,549	-18,626	-1,000	21,107	18,193
13-Jan W	-30,000		243,133	6,000		68,369	2,000		26,587	2,000		26,491	0		-23,549	400		21,507
14-Jan TH	-9,000		234,133	-5,000		63,369	-1,000		27,587	-2,000		24,491	-4,000		-27,549	-200		21,307
15-Jan F	-11,000		223,133	-6,000		57,369	0		27,587	-2,000		22,491	-3,000		-30,549	-500		20,807
19-Jan T	-4,000		219,133	-5,000		52,369	-1,000		26,587	-2,000		20,491	-4,000		-34,549	0		20,807
20-Jan W	-4,000		215,133	-5,000		47,369	-2,000		24,587	-3,000		17,491	-4,000		-36,549	0		20,807
21-Jan TH	5,000		220,133	3,000		50,369	1,000		25,587	2,000		19,491	2,000		-36,549	0		20,807

The information contained herein was obtained from sources believed to be reliable, but cannot be guaranteed. FC Stone may have contributed to this report. All examples given are strictly hypothetical and neither the information, nor any opinion expressed, constitutes a solicitation to market commodities or buy or sell futures or options on futures. Past financial performance and results are not indicative of, nor do they guarantee, future performance. Commodity marketing and trading has inherent risks. Trading and/or marketing decisions, as well as any gains or losses thereof, are the sole responsibility of the commodity owner, producer, and or account holder. Minnesota West Ag. Services, LLC, its principals and employees assume no liability for any use of any information contained herein. Reproduction without authorization is forbidden.