



WEEKLY EXPORTS

David Scheibel
david@mnwestag.com
 Toll Free 1-877-365-3744
www.mnwestag.com

Thursday Feb 18, 2010

WEEKLY EXPORT SALES

Week Ending	mil bu <u>Corn</u>		mil bu <u>Soybeans</u>		mil bu <u>Wheat</u>		000 tons <u>Soymeal</u>		000 tons <u>Soyoil</u>	
	2009-10	2010-11	2009-10	2010-11	2009-10	2010-11	2009-10	2010-11	2009-10	2010-11
12/10/09	48.3	0.0	34.3	0.4	12.7	0.0	191.4	-7.0	20.7	0.0
12/17/09	62.7	0.0	43.9	6.4	8.1	0.0	254.2	0.0	46.7	0.0
12/24/09	30.4	0.0	29.4	10.1	13.6	0.0	286.9	0.6	1.5	0.0
12/31/09	14.4	0.0	26.7	0.0	3.4	0.0	61.8	0.0	3.5	0.0
01/07/10	12.9	0.0	27.7	0.0	6.7	0.0	356.7	0.3	50.0	0.0
01/14/10	63.4	0.0	34.2	2.2	30.3	2.2	416.2	1.4	10.4	0.0
01/21/10	35.5	0.0	24.8	6.8	24.3	1.1	254.1	14.1	46.0	0.0
01/28/10	36.3	0.1	14.0	0.1	15.4	2.4	134.9	0.1	58.8	0.0
02/04/10	29.3	0.3	11.5	-1.7	20.1	1.1	102.7	0.7	44.8	0.0
02/11/10	38.4	0.0	7.5	0.0	15.0	2.0	242.1	3.0	46.7	0.0
10 Wk Ave	37.2	0.0	25.4	2.4	15.0	0.9	230.1	1.3	32.9	0.0

TRADE ESTIMATES**

	mil bu <u>Corn</u>	mil bu <u>Soybeans</u>	mil bu <u>Wheat</u>	000 tons <u>Soymeal</u>	000 tons <u>Soyoil</u>
02/11/10	23.6-31.5	9.2-16.5	12.9-16.5	100-150	10-20

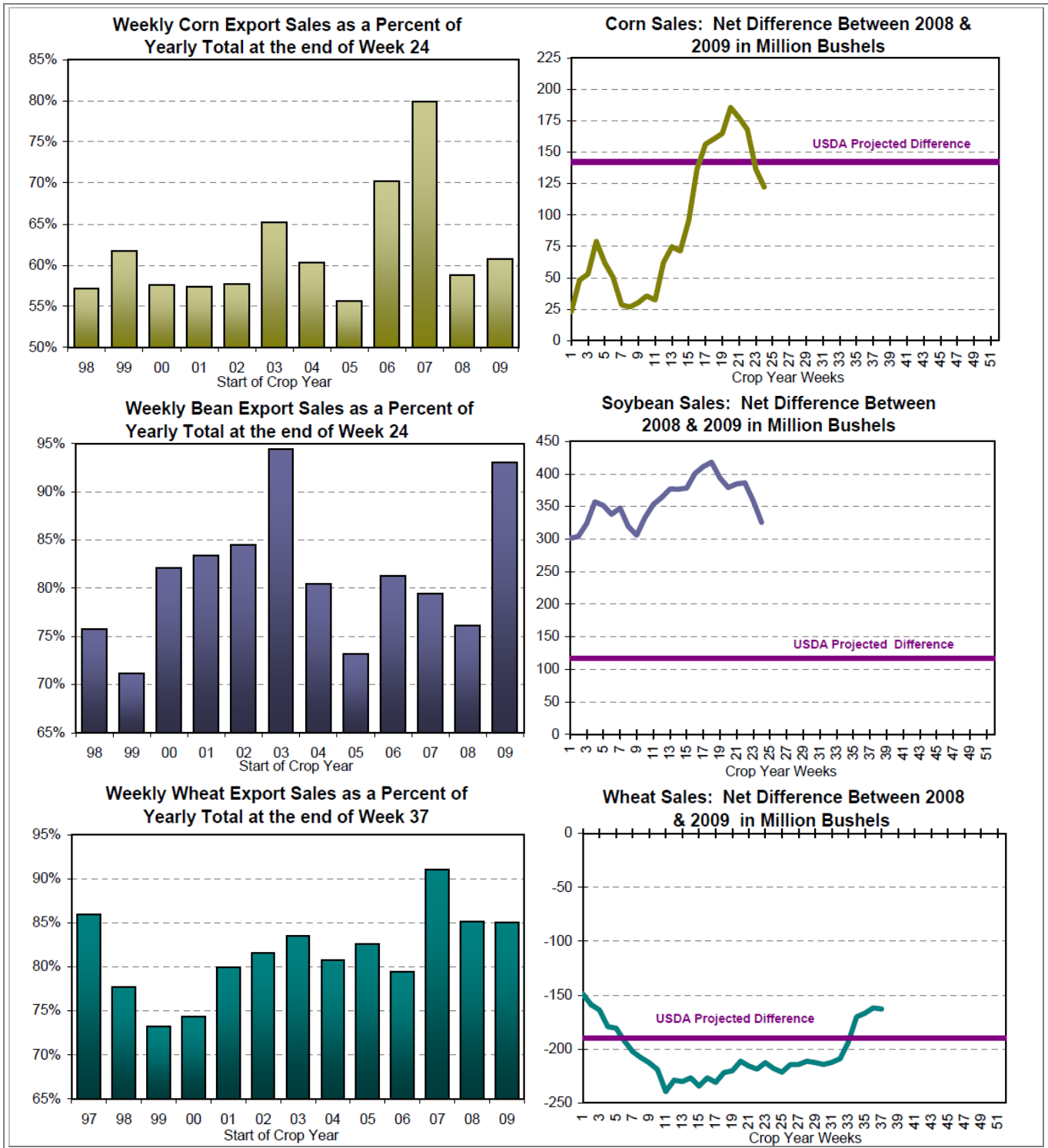
**Estimates include both old and new crop all commodities

EXPORT ANALYSIS

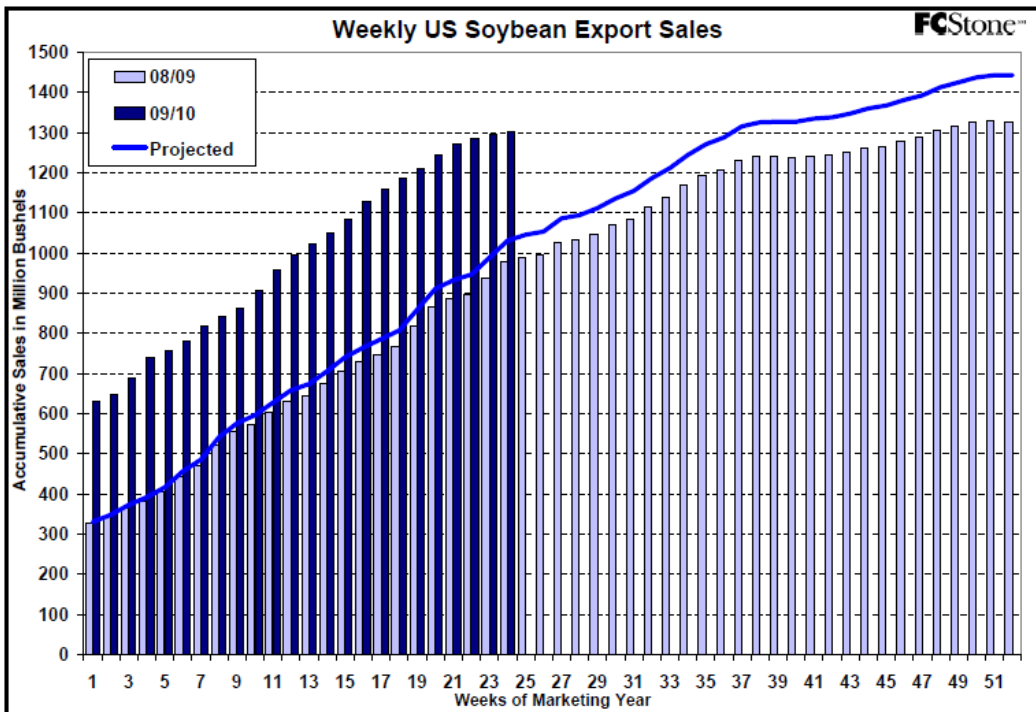
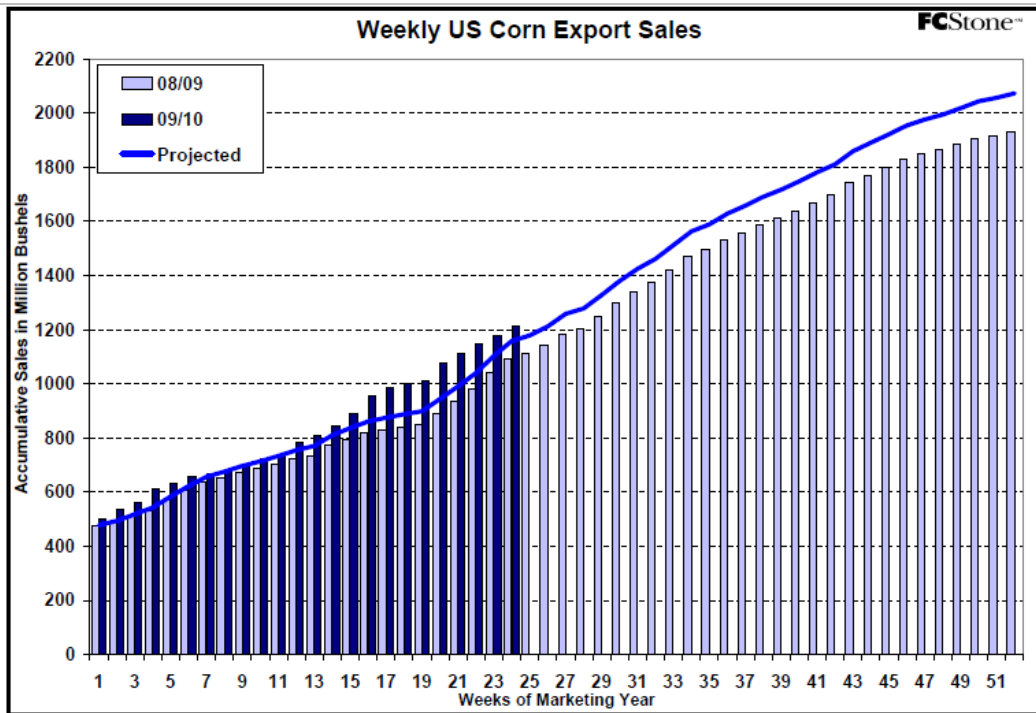
Week Ending	mil bu <u>Corn</u>	mil bu <u>Soybeans</u>	mil bu <u>Wheat</u>	000 tons <u>Soymeal</u>	000 tons <u>Soyoil</u>
Year to Date Sales	1215	1303	702	7337	1045
YTD Sales (Last Year)	1093	977	865	4132	359
USDA Yearly Estimate**	2000	1400	825	8843	1470
Weeks Left in Crop Year	28	28	17	33	33
Needed to Reach USDA Total	785	97	123	1506	425
Needed Weekly to Reach USDA Total	28.0	3.5	7.2	45.6	12.9

** Meal projection does not include hulls

The information contained herein was obtained from sources believed to be reliable, but cannot be guaranteed. FC Stone may have contributed to this report. All examples given are strictly hypothetical and neither the information, nor any opinion expressed, constitutes a solicitation to market commodities or buy or sell futures or options on futures. Past financial performance and results are not indicative of, nor do they guarantee, future performance. Commodity marketing and trading has inherent risks. Trading and/or marketing decisions, as well as any gains or losses thereof, are the sole responsibility of the commodity owner, producer, and or account holder. Minnesota West Ag. Services, LLC, its principals and employees assume no liability for any use of any information contained herein. Reproduction without authorization is forbidden.



The information contained herein was obtained from sources believed to be reliable, but cannot be guaranteed. FC Stone may have contributed to this report. All examples given are strictly hypothetical and neither the information, nor any opinion expressed, constitutes a solicitation to market commodities or buy or sell futures or options on futures. Past financial performance and results are not indicative of, nor do they guarantee, future performance. Commodity marketing and trading has inherent risks. Trading and/or marketing decisions, as well as any gains or losses thereof, are the sole responsibility of the commodity owner, producer, and or account holder. Minnesota West Ag. Services, LLC, its principals and employees assume no liability for any use of any information contained herein. Reproduction without authorization is forbidden.



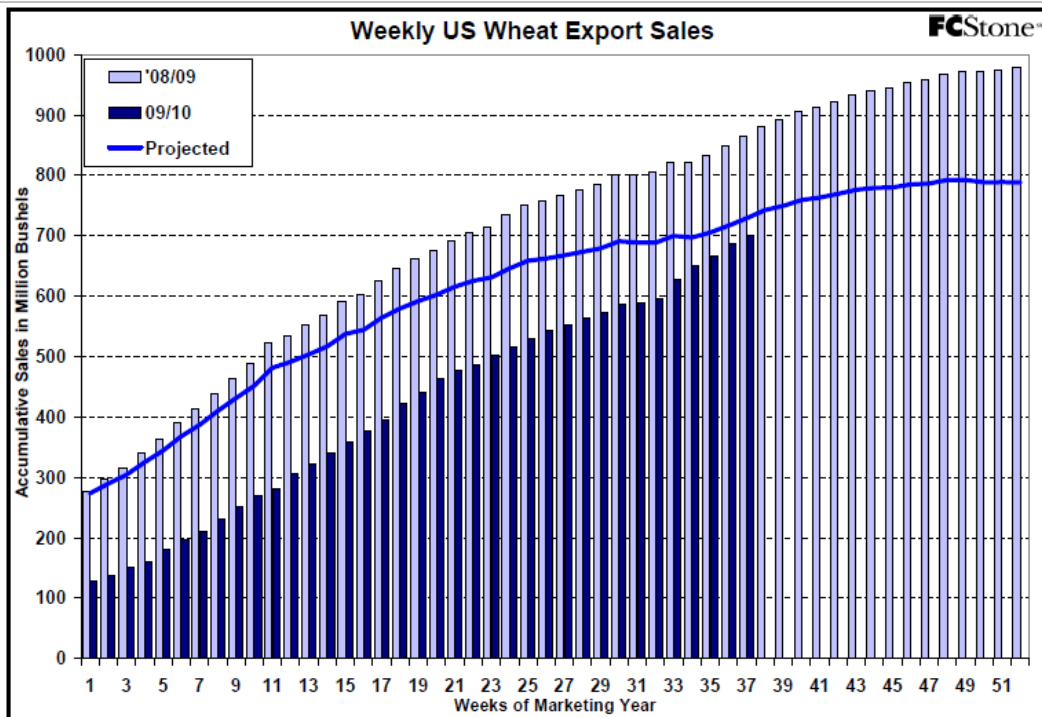
The information contained herein was obtained from sources believed to be reliable, but cannot be guaranteed. FC Stone may have contributed to this report. All examples given are strictly hypothetical and neither the information, nor any opinion expressed, constitutes a solicitation to market commodities or buy or sell futures or options on futures. Past financial performance and results are not indicative of, nor do they guarantee, future performance. Commodity marketing and trading has inherent risks. Trading and/or marketing decisions, as well as any gains or losses thereof, are the sole responsibility of the commodity owner, producer, and or account holder. Minnesota West Ag. Services, LLC, its principals and employees assume no liability for any use of any information contained herein. Reproduction without authorization is forbidden.



WEEKLY EXPORTS

David Scheibel
david@mnwestag.com
 Toll Free 1-877-365-3744
www.mnwestag.com

Thursday Feb 18, 2010



Estimated Funds Position

February 17, 2010

Funds	30-day	CORN			SOYBEANS			MEAL			OIL			CHI WHEAT			KC WHEAT		
		Daily	CFTC*	Net	Daily	CFTC*	Net	Daily	CFTC*	Net	Daily	CFTC*	Net	Daily	CFTC*	Net	Daily	CFTC*	Net
19-Jan	T	-4,000	181,776	219,133	-5,000	50,140	52,359	-1,000	28,595	26,587	-2,000	10,629	20,491	-4,000	-35,842	-34,549	0	19,564	20,807
20-Jan	W	-4,000		177,776	-5,000		45,140	-2,000		26,595	-3,000		7,629	-4,000		-39,842	0		19,564
21-Jan	TH	5,000		182,776	3,000		48,140	1,000		27,595	2,000		9,629	2,000		-37,842	0		19,564
22-Jan	F	-11,000		171,776	-3,000		45,140	0		27,595	-2,000		7,629	-1,000		-38,842	0		19,564
25-Jan	M	6,000		177,776	-5,000		40,140	-1,000		26,595	-2,000		5,629	0		-38,842	0		19,564
26-Jan	T	-7,000	143,112	170,776	5,000	39,096	45,140	1,000	31,162	27,595	1,000	1,628	6,629	-2,000	-48,827	-40,842	-100	16,707	19,464
27-Jan	W	-5,000		138,112	-5,000		34,096	-1,000		30,162	-2,000		-372	-3,000		-51,827	0		16,707
28-Jan	TH	4,000		142,112	3,000		37,096	0		30,162	-1,000		-1,372	1,000		-50,827	200		16,907
29-Jan	F	-8,000		134,112	-6,000		31,096	-2,000		28,162	-1,000		-2,372	-4,000		-54,827	-200		16,707
1-Feb	M	4,000		138,112	-3,000		28,096	-2,000		26,162	1,000		-1,372	1,000		-53,827	0		16,707
2-Feb	T	8,000	130,339	146,112	6,000	29,270	34,096	1,000	25,984	27,162	2,000	2,267	628	4,000	-52,881	-49,827	400	12,798	17,107
3-Feb	W	-10,000		120,339	-5,000		24,270	-1,000		24,984	-2,000		267	-6,000		-58,881	-600		12,198
4-Feb	TH	2,000		122,339	5,000		29,270	1,000		25,984	3,000		3,267	4,000		-54,881	0		12,198
5-Feb	F	-10,000		112,339	-2,000		27,270	-1,000		24,984	-2,000		1,267	-4,000		-58,881	1,000		13,198
8-Feb	M	10,000		122,339	7,000		34,270	1,000		25,984	4,000		5,267	4,000		-54,881	400		13,598
9-Feb	T	7,000	87,475	129,339	-6,000	5,152	28,270	-2,000	21,384	23,984	3,000	10,949	8,267	-4,000	-60,457	-58,881	0	10,431	13,598
10-Feb	W	8,000		95,475	6,000		11,152	2,000		23,384	-1,000		9,949	4,000		-56,457	0		10,431
11-Feb	TH	4,000		99,475	6,000		17,152	1,000		24,384	-2,000		7,949	-2,000		-58,457	0		10,431
12-Feb	F	-2,000		97,475	4,000		21,152	1,000		25,384	-2,000		5,949	-3,000		-61,457	0		10,431
16-Feb	T	10,000		107,475	7,000		28,152	2,000		27,384	3,000		8,949	5,000		-56,457	200		10,631
17-Feb	W	-7,000		100,475	-5,000		23,152	-2,000		25,384	-3,000		5,949	-4,000		-60,457	0		10,631

The information contained herein was obtained from sources believed to be reliable, but cannot be guaranteed. FC Stone may have contributed to this report. All examples given are strictly hypothetical and neither the information, nor any opinion expressed, constitutes a solicitation to market commodities or buy or sell futures or options on futures. Past financial performance and results are not indicative of, nor do they guarantee, future performance. Commodity marketing and trading has inherent risks. Trading and/or marketing decisions, as well as any gains or losses thereof, are the sole responsibility of the commodity owner, producer, and or account holder. Minnesota West Ag. Services, LLC, its principals and employees assume no liability for any use of any information contained herein. Reproduction without authorization is forbidden.