



# WEEKLY EXPORTS

David Scheibel  
[david@mnwestag.com](mailto:david@mnwestag.com)  
 Toll Free 1-877-365-3744  
[www.mnwestag.com](http://www.mnwestag.com)

Thursday July 29, 2010

## WEEKLY EXPORT SALES

Week Ending	<u>Corn</u>				<u>Soybeans</u>				<u>Wheat</u>				<u>Soymeal</u>		<u>Soyoil</u>	
	000 tonnes		mil bu		000 tonnes		mil bu		000 tonnes		mil bu		000 tonnes		000 tonnes	
	09-10	10-11	09-10	10-11	09-10	10-11	09-10	10-11	09-10	10-11	09-10	10-11	09-10	10-11	09-10	10-11
05/20/10	1030.8	-174.0	40.6	-6.9	175.4	120.0	6.4	4.4	148.8	336.7	5.5	12.4	47.4	24.0	12.9	0.0
05/27/10	198.7	114.4	7.8	4.5	135.0	13.1	5.0	0.5	-53.2	294.3	-2.0	10.8	115.4	-24.8	3.7	1.3
06/03/10	1018.8	143.5	40.1	5.6	420.6	130.0	15.5	4.8	118.3	0.0	4.3	0.0	49.7	24.4	12.2	0.0
06/10/10	1090.4	136.5	42.9	5.4	-136.3	452.1	-5.0	16.6	959.5	0.0	35.3	0.0	84.1	46.0	87.1	0.0
06/17/10	1123.4	332.3	44.2	13.1	308.3	233.0	11.3	8.6	720.6	0.0	26.5	0.0	35.1	41.5	45.5	0.0
06/24/10	649.7	76.5	25.6	3.0	264.0	451.0	9.7	16.6	418.4	6.0	15.4	0.2	71.6	53.2	10.8	2.7
07/01/10	501.2	324.8	19.7	12.8	262.6	602.3	9.6	22.1	513.6	0.0	18.9	0.0	109.5	10.1	0.9	40.0
07/08/10	678.1	345.3	26.7	13.6	666.5	558.5	24.5	20.5	309.4	0.0	11.4	0.0	61.0	28.3	13.0	40.0
07/15/10	614.1	540.9	24.2	21.3	111.8	1115.4	4.1	41.0	382.1	0.0	14.0	0.0	100.4	35.4	0.9	0.0
07/22/10	432.3	528.1	17.0	20.8	339.0	1144.2	12.5	42.0	919.9	0.0	33.8	0.0	23.8	43.0	3.2	4.3
10 Wk Av	733.8	236.8	28.9	9.3	254.7	482.0	9.4	17.7	443.7	63.7	16.3	2.3	69.8	28.1	19.0	8.8

## TRADE ESTIMATES\*\*

07/22/10	<u>Corn</u>		<u>Soybeans</u>		<u>Wheat</u>		<u>Soymeal</u>	<u>Soyoil</u>
	000 tonnes	mil bu	000 tonnes	mil bu	000 tonnes	mil bu	000 tonnes	000 tonnes
	800-1000	31.5-39.4	900-1050	33.1-38.6	300-400	11.0-14.7	75-150	40-50

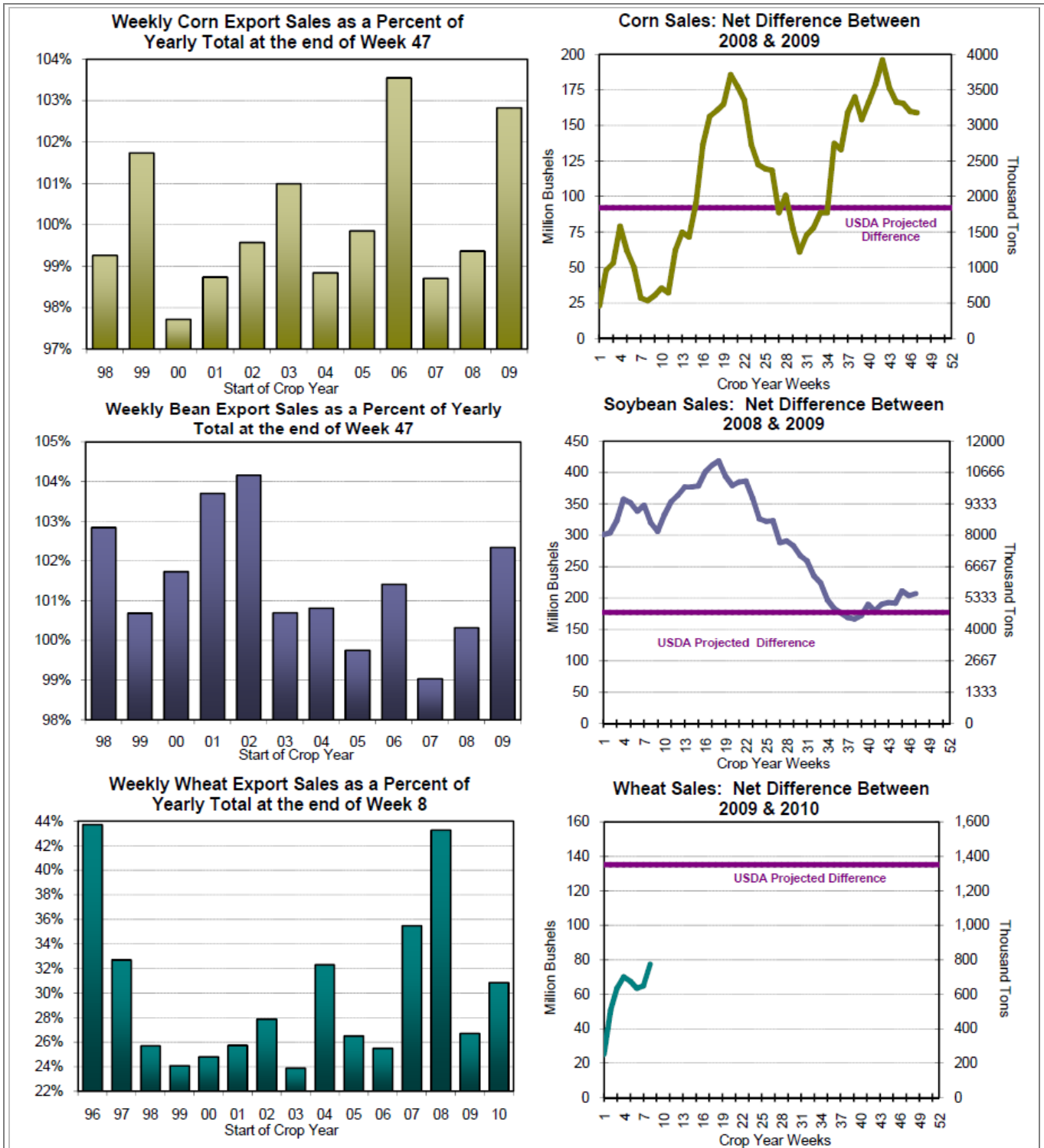
\*\*Estimates include both old and new crop all commodities

## EXPORT ANALYSIS

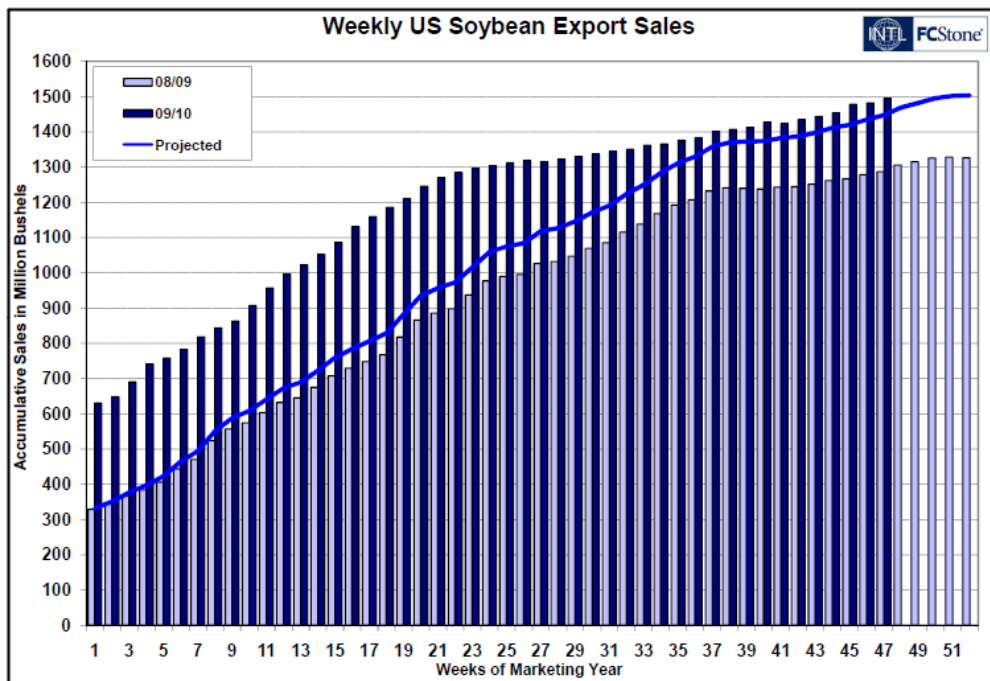
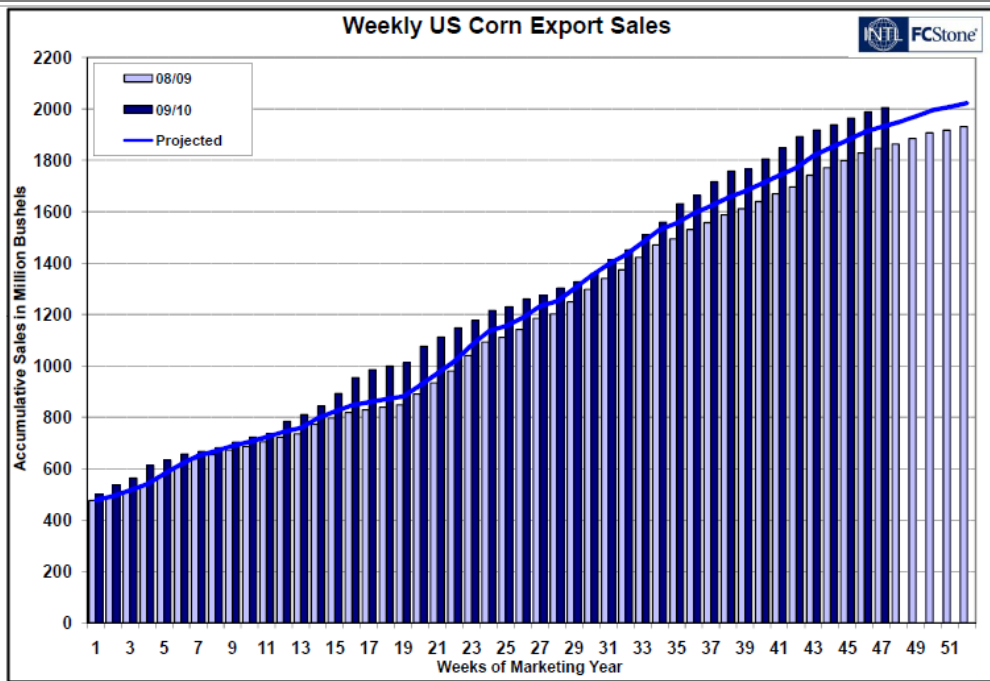
Week Ending	<u>Corn</u>		<u>Soybeans</u>		<u>Wheat</u>		<u>Soymeal</u>	<u>Soyoil</u>
	000 tonnes	mil bu	000 tonnes	mil bu	000 tonnes	mil bu	000 tonnes	000 tonnes
YTD Sales	50932	2005	40666	1494	8397	309	9242	1365
YTD Sales (LY)	46896	1846	35029	1287	6289	231	7043	819
USDA Yearly Estimate**	49532	1950	39735	1460	27216	1000	10169	1470
Weeks Left in Crop Year	5	5	5	5	44	44	10	10
Needed to Reach USDA Total	0	0	0	0	18819	691	927	105
Needed Weekly to Reach USDA	0.0	0.0	0.0	0.0	427.7	15.7	92.7	10.5

\*\* Meal projection does not include hulls

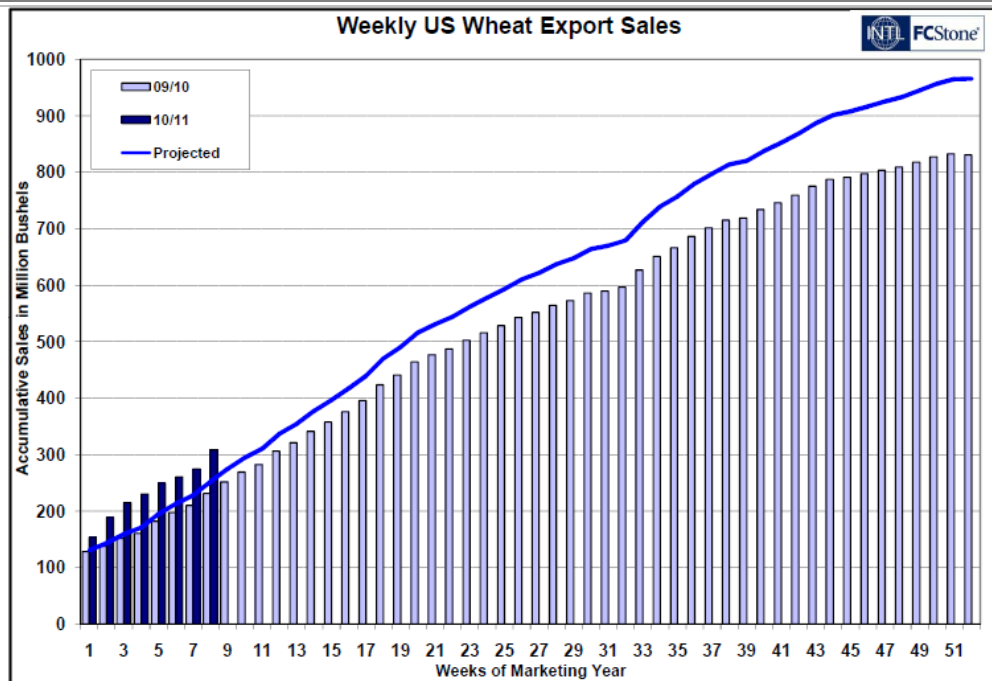
The information contained herein was obtained from sources believed to be reliable, but cannot be guaranteed. FC Stone may have contributed to this report. All examples given are strictly hypothetical and neither the information, nor any opinion expressed, constitutes a solicitation to market commodities or buy or sell futures or options on futures. Past financial performance and results are not indicative of, nor do they guarantee, future performance. Commodity marketing and trading has inherent risks. Trading and/or marketing decisions, as well as any gains or losses thereof, are the sole responsibility of the commodity owner, producer, and or account holder. Minnesota West Ag. Services, LLC, its principals and employees assume no liability for any use of any information contained herein. Reproduction without authorization is forbidden.



The information contained herein was obtained from sources believed to be reliable, but cannot be guaranteed. FC Stone may have contributed to this report. All examples given are strictly hypothetical and neither the information, nor any opinion expressed, constitutes a solicitation to market commodities or buy or sell futures or options on futures. Past financial performance and results are not indicative of, nor do they guarantee, future performance. Commodity marketing and trading has inherent risks. Trading and/or marketing decisions, as well as any gains or losses thereof, are the sole responsibility of the commodity owner, producer, and or account holder. Minnesota West Ag. Services, LLC, its principals and employees assume no liability for any use of any information contained herein. Reproduction without authorization is forbidden.



The information contained herein was obtained from sources believed to be reliable, but cannot be guaranteed. FC Stone may have contributed to this report. All examples given are strictly hypothetical and neither the information, nor any opinion expressed, constitutes a solicitation to market commodities or buy or sell futures or options on futures. Past financial performance and results are not indicative of, nor do they guarantee, future performance. Commodity marketing and trading has inherent risks. Trading and/or marketing decisions, as well as any gains or losses thereof, are the sole responsibility of the commodity owner, producer, and or account holder. Minnesota West Ag. Services, LLC, its principals and employees assume no liability for any use of any information contained herein. Reproduction without authorization is forbidden.



## Estimated Funds Position

July 28, 2010

Funds 30-day	CORN			SOYBEANS			MEAL			OIL			CHI WHEAT			KC WHEAT			
	Daily	CFTC*	Net	Daily	CFTC*	Net	Daily	CFTC*	Net	Daily	CFTC*	Net	Daily	CFTC*	Net	Daily	CFTC*	Net	
29-Jun	T	-14,000	9,828	50,997	-5,000	24,451	32,921	-2,000	52,557	45,739	-5,000	-19,537	-16,618	-3,000	-47,119	-57,863	-800	15,909	11,875
30-Jun	W	20,000		29,828	-6,000		18,451	-2,000		50,557	4,000	-15,537		9,000	-38,119		1,200		17,109
1-Jul	TH	15,000		44,828	2,000		20,451	1,000		51,557	-3,000	-18,537		15,000	-23,119		1,000		18,109
2-Jul	F	3,000		47,828	0		20,451	1,000		52,557	2,000	-16,537		4,000	-19,119		1,500		19,609
6-Jul	T	-8,000	73,317	39,828	-2,000	13,023	18,451	-1,000	48,388	51,557	-2,000	-25,450	-18,537	8,000	-35,217	-11,119	400	23,162	20,009
7-Jul	W	11,000		84,317	6,000		19,023	2,000		50,388	3,000	-22,450		9,000	-26,217		1,200		24,362
8-Jul	TH	15,000		99,317	6,000		25,023	2,000		52,388	-1,000	-23,450		12,000	-14,217		400		24,762
9-Jul	F	-2,000		97,317	5,000		30,023	1,000		53,388	3,000	-20,450		-5,000	-19,217		300		25,062
12-Jul	M	-6,000		91,317	-3,000		27,023	-1,000		52,388	-3,000	-23,450		-3,000	-22,217		300		25,362
13-Jul	T	-8,000	150,573	83,317	5,000	63,536	32,023	-1,000	57,759	51,388	4,000	-13,162	-19,450	6,000	-16,927	-16,217	200	38,957	25,562
14-Jul	W	11,000		161,573	4,000		67,536	1,000		58,759	1,000	-12,162		7,000	-9,927		0		38,957
15-Jul	TH	25,000		186,573	7,000		74,536	2,000		60,759	3,000	-9,162		20,000	10,073		500		39,457
16-Jul	F	3,000		189,573	-4,000		70,536	-1,000		59,759	-3,000	-12,162		-7,000	3,073		0		39,457
19-Jul	M	-13,000		176,573	-5,000		65,536	-2,000		57,759	-3,000	-15,162		-5,000	-1,927		0		39,457
20-Jul	T	-8,000	195,373	168,573	2,000	95,495	67,536	-1,000	55,471	56,759	2,000	-5,508	-13,162	-4,000	2,335	-5,927	0	48,906	39,457
21-Jul	W	6,000		201,373	4,000		99,495	1,000		56,471	-1,000	-6,508		4,000	6,335		0		48,906
22-Jul	TH	-7,000		194,373	2,000		101,495	-2,000		54,471	4,000	-2,508		6,000	12,335		500		49,406
23-Jul	F	-8,000		186,373	2,000		103,495	1,000		55,471	2,000	-508		-2,000	10,335		0		49,406
26-Jul	M	-10,000		176,373	-6,000		97,495	-2,000		53,471	-1,000	-1,508		-4,000	6,335		0		49,406
27-Jul	T	-2,000		174,373	-1,000		96,495	1,000		54,471	-3,000	-4,508		4,000	10,335		200		49,606
28-Jul	W	12,000		186,373	5,000		101,495	2,000		56,471	3,000	-1,508		9,000	19,335		500		50,106

The information contained herein was obtained from sources believed to be reliable, but cannot be guaranteed. FC Stone may have contributed to this report. All examples given are strictly hypothetical and neither the information, nor any opinion expressed, constitutes a solicitation to market commodities or buy or sell futures or options on futures. Past financial performance and results are not indicative of, nor do they guarantee, future performance. Commodity marketing and trading has inherent risks. Trading and/or marketing decisions, as well as any gains or losses thereof, are the sole responsibility of the commodity owner, producer, and or account holder. Minnesota West Ag. Services, LLC, its principals and employees assume no liability for any use of any information contained herein. Reproduction without authorization is forbidden.