



# WEEKLY EXPORTS

David Scheibel

[david@mnwestag.com](mailto:david@mnwestag.com)

Toll Free 1-877-365-3744

[www.mnwestag.com](http://www.mnwestag.com)

## Exports & Fund Positions

Friday, October 23, 2009

### WEEKLY EXPORT SALES

Week Ending	mil bu		mil bu		mil bu		000 tons		000 tons	
	<u>Corn</u>		<u>Soybeans</u>		<u>Wheat</u>		<u>Soymeal</u>		<u>Soyoil</u>	
	2009-10	2010-11	2009-10	2010-11	2009-10	2010-11	2009-10	2010-11	2009-10	2010-11
08/13/09	22.7	33.8	10.1	21.4	13.2	1.3	110.8	45.5	-12.2	5.3
08/20/09	10.5	27.9	3.2	72.2	24.0	0.0	68.4	99.5	-0.4	3.5
08/27/09	13.6	23.4	-2.2	40.7	14.9	0.0	19.1	113.4	23.8	0.0
09/03/09	40.4	0.0	30.5	0.0	20.3	3.1	14.8	249.8	9.5	7.9
09/10/09	38.0	0.0	18.0	7.9	16.5	0.0	42.9	72.2	29.9	-16.9
09/17/09	26.5	0.0	42.3	-7.9	18.6	-0.4	23.2	147.5	18.1	88.1
09/24/09	48.2	0.0	50.9	0.0	19.8	-4.1	5.9	60.9	52.8	144.7
10/01/09	20.5	0.0	16.6	0.0	28.2	0.0	123.3	21.3	48.3	6.9
10/08/09	24.9	0.0	24.0	0.0	17.6	0.0	466.1	0.1	24.0	0.0
10/15/09	9.2	0.6	36.3	0.0	23.1	2.1	115.7	0.0	23.3	0.0
10 Wk Ave	25.5	8.6	23.0	13.4	19.6	0.2	99.0	81.0	21.7	24.0

### TRADE ESTIMATES\*\*

	mil bu	mil bu	mil bu	000 tons	000 tons
	<u>Corn</u>	<u>Soybeans</u>	<u>Wheat</u>	<u>Soymeal</u>	<u>Soyoil</u>
10/15/09	19.7-35.4	20.2-33.1	14.7-22.0	100-275	10-25

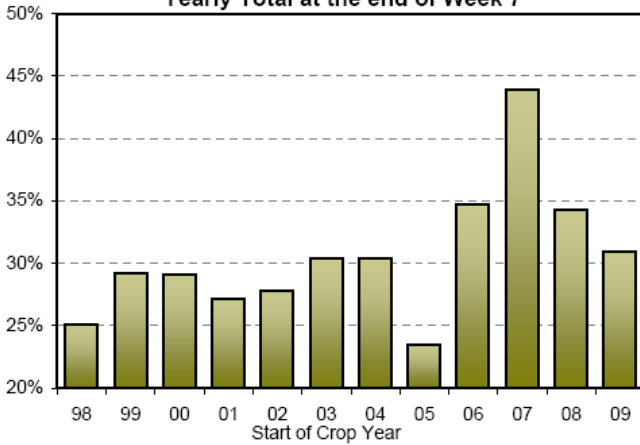
\*\*Estimates include both old and new crop all commodities

### EXPORT ANALYSIS

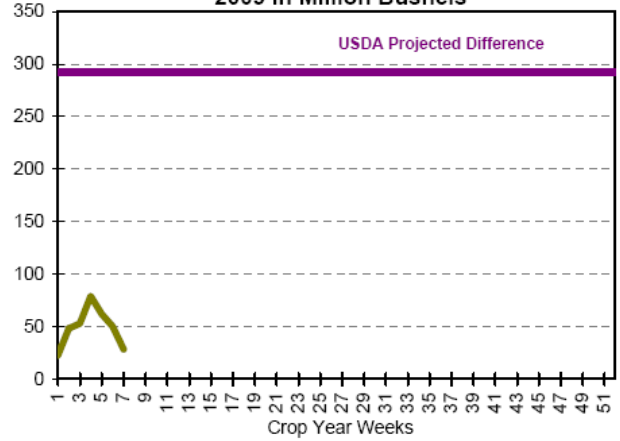
Week Ending	mil bu	mil bu	mil bu	000 tons	000 tons
	<u>Corn</u>	<u>Soybeans</u>	<u>Wheat</u>	<u>Soymeal</u>	<u>Soyoil</u>
Year to Date Sales	666	818	464	3597	632
YTD Sales (Last Year)	638	470	676	2212	167
USDA Yearly Estimate**	2150	1302	900	8492	1470
Weeks Left in Crop Year	45	45	34	50	50
Needed to Reach USDA Total	1484	484	436	4895	838
<b>Needed Weekly to Reach USDA Total</b>	<b>33.0</b>	<b>10.8</b>	<b>12.8</b>	<b>97.9</b>	<b>16.8</b>

The information contained herein was obtained from sources believed to be reliable, but cannot be guaranteed. FC Stone may have contributed to this report. All examples given are strictly hypothetical and neither the information, nor any opinion expressed, constitutes a solicitation to market commodities or buy or sell futures or options on futures. Past financial performance and results are not indicative of, nor do they guarantee, future performance. Commodity marketing and trading has inherent risks. Trading and/or marketing decisions, as well as any gains or losses thereof, are the sole responsibility of the commodity owner, producer, and or account holder. Minnesota West Ag. Services, LLC, its principals and employees assume no liability for any use of any information contained herein. Reproduction without authorization is forbidden.

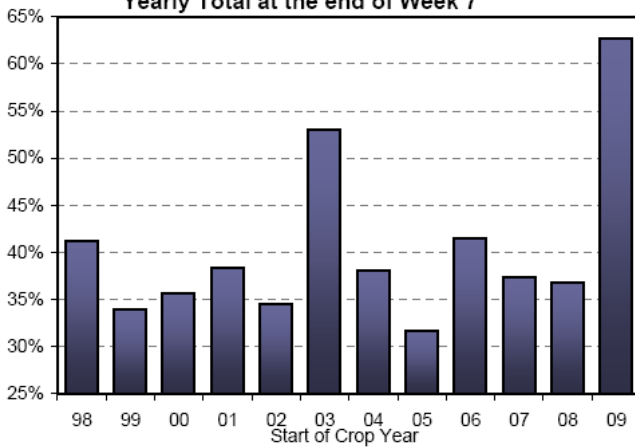
**Weekly Corn Export Sales as a Percent of Yearly Total at the end of Week 7**



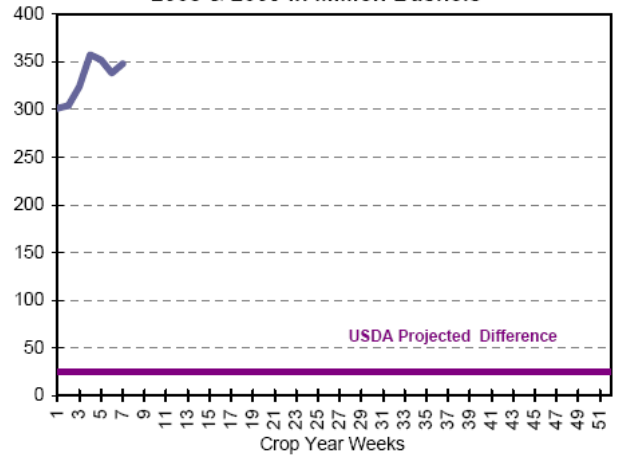
**Corn Sales: Net Difference Between 2008 & 2009 in Million Bushels**



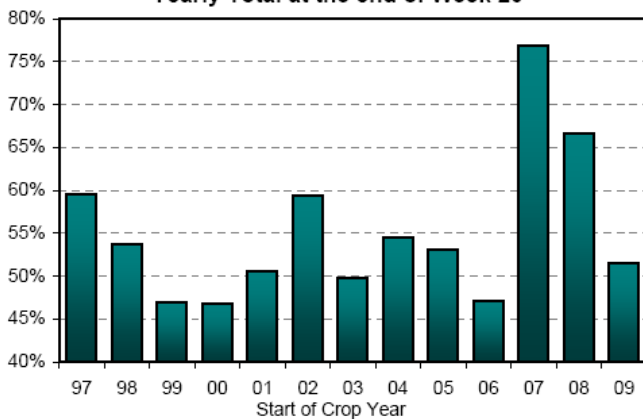
**Weekly Bean Export Sales as a Percent of Yearly Total at the end of Week 7**



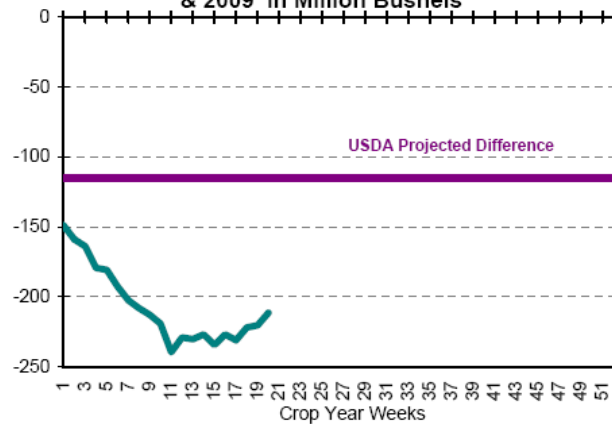
**Soybean Sales: Net Difference Between 2008 & 2009 in Million Bushels**



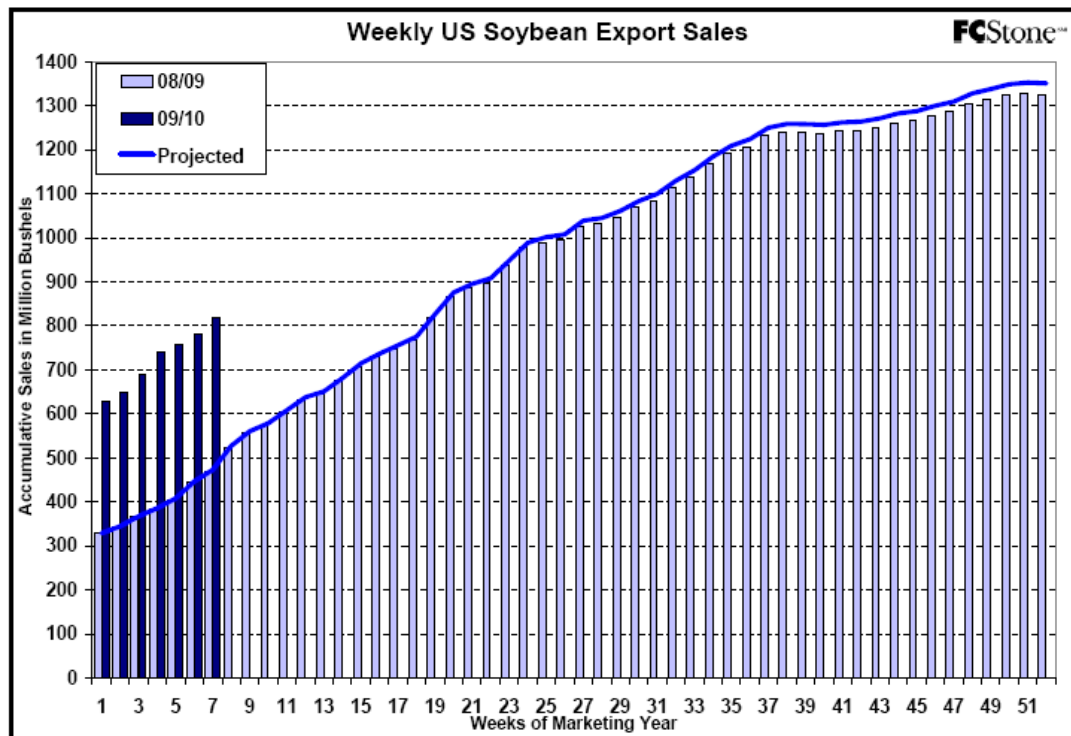
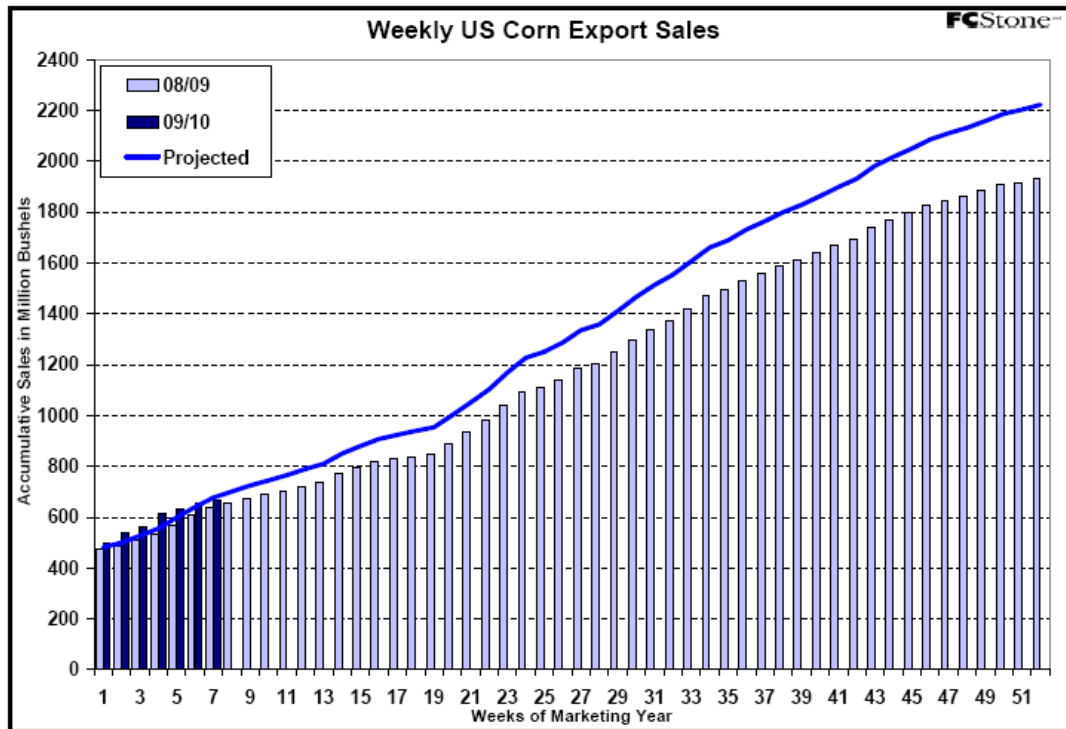
**Weekly Wheat Export Sales as a Percent of Yearly Total at the end of Week 20**



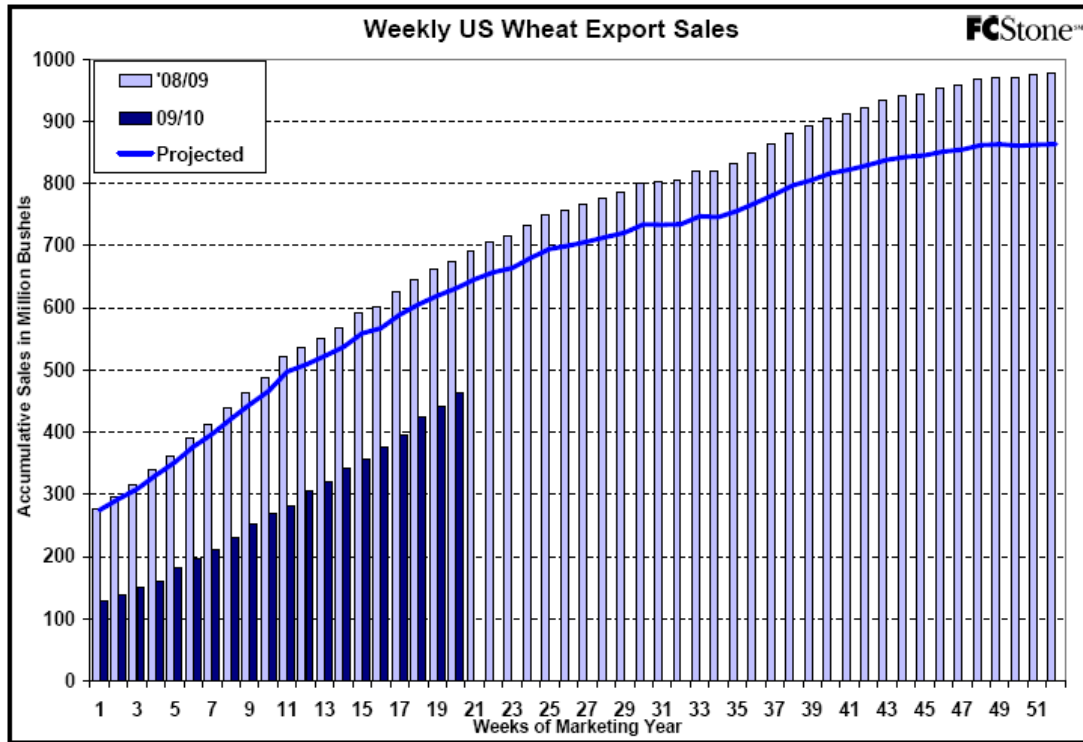
**Wheat Sales: Net Difference Between 2008 & 2009 in Million Bushels**



The information contained herein was obtained from sources believed to be reliable, but cannot be guaranteed. FC Stone may have contributed to this report. All examples given are strictly hypothetical and neither the information, nor any opinion expressed, constitutes a solicitation to market commodities or buy or sell futures or options on futures. Past financial performance and results are not indicative of, nor do they guarantee, future performance. Commodity marketing and trading has inherent risks. Trading and/or marketing decisions, as well as any gains or losses thereof, are the sole responsibility of the commodity owner, producer, and or account holder. Minnesota West Ag. Services, LLC, its principals and employees assume no liability for any use of any information contained herein. Reproduction without authorization is forbidden.



The information contained herein was obtained from sources believed to be reliable, but cannot be guaranteed. FC Stone may have contributed to this report. All examples given are strictly hypothetical and neither the information, nor any opinion expressed, constitutes a solicitation to market commodities or buy or sell futures or options on futures. Past financial performance and results are not indicative of, nor do they guarantee, future performance. Commodity marketing and trading has inherent risks. Trading and/or marketing decisions, as well as any gains or losses thereof, are the sole responsibility of the commodity owner, producer, and or account holder. Minnesota West Ag. Services, LLC, its principals and employees assume no liability for any use of any information contained herein. Reproduction without authorization is forbidden.



*The information contained herein was obtained from sources believed to be reliable, but cannot be guaranteed. FC Stone may have contributed to this report. All examples given are strictly hypothetical and neither the information, nor any opinion expressed, constitutes a solicitation to market commodities or buy or sell futures or options on futures. Past financial performance and results are not indicative of, nor do they guarantee, future performance. Commodity marketing and trading has inherent risks. Trading and/or marketing decisions, as well as any gains or losses thereof, are the sole responsibility of the commodity owner, producer, and or account holder. Minnesota West Ag. Services, LLC, its principals and employees assume no liability for any use of any information contained herein. Reproduction without authorization is forbidden.*