



WEEKLY EXPORTS

David Scheibel

david@mnwestag.com

Toll Free 1-877-365-3744

www.mnwestag.com

Exports & Fund Positions

Friday, October 30, 2009

WEEKLY EXPORT SALES

Week Ending	mil bu <u>Corn</u>		mil bu <u>Soybeans</u>		mil bu <u>Wheat</u>		000 tons <u>Soymeal</u>		000 tons <u>Soyoil</u>	
	2009-10	2010-11	2009-10	2010-11	2009-10	2010-11	2009-10	2010-11	2009-10	2010-11
	08/20/09	10.5	27.9	3.2	72.2	24.0	0.0	68.4	99.5	-0.4
08/27/09	13.6	23.4	-2.2	40.7	14.9	0.0	19.1	113.4	23.8	0.0
09/03/09	40.4	0.0	30.5	0.0	20.3	3.1	14.8	249.8	9.5	7.9
09/10/09	38.0	0.0	18.0	7.9	16.5	0.0	42.9	72.2	29.9	-16.9
09/17/09	26.5	0.0	42.3	-7.9	18.6	-0.4	23.2	147.5	18.1	88.1
09/24/09	48.2	0.0	50.9	0.0	19.8	-4.1	5.9	60.9	52.8	144.7
10/01/09	20.5	0.0	16.6	0.0	28.2	0.0	123.3	21.3	48.3	6.9
10/08/09	24.9	0.0	24.0	0.0	17.6	0.0	466.1	0.1	24.0	0.0
10/15/09	9.2	0.6	36.3	0.0	23.1	2.1	115.7	0.0	23.3	0.0
10/22/09	14.5	0.0	25.4	0.0	12.8	0.7	176.2	3.2	9.2	0.0
10 Wk Ave	24.6	5.2	24.5	11.3	19.6	0.1	105.6	76.8	23.9	23.4

TRADE ESTIMATES**

	mil bu <u>Corn</u>	mil bu <u>Soybeans</u>	mil bu <u>Wheat</u>	000 tons <u>Soymeal</u>	000 tons <u>Soyoil</u>
10/22/09	23.6-31.5	14.7-22.0	14.7-22.0	150-200	10-20

**Estimates include both old and new crop all commodities

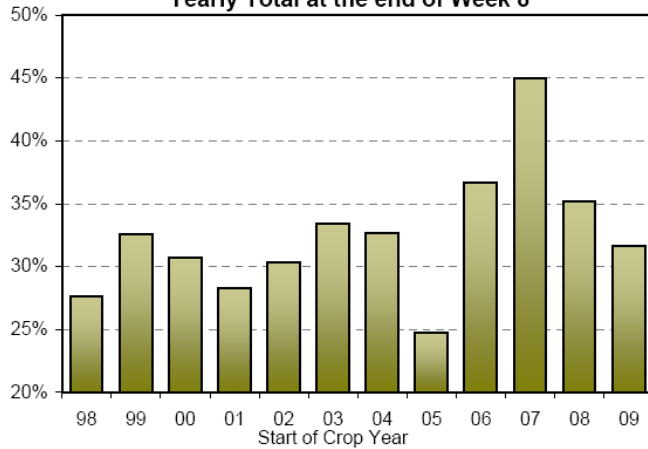
EXPORT ANALYSIS

Week Ending	mil bu <u>Corn</u>	mil bu <u>Soybeans</u>	mil bu <u>Wheat</u>	000 tons <u>Soymeal</u>	000 tons <u>Soyoil</u>
Year to Date Sales	681	843	477	3773	641
YTD Sales (Last Year)	654	524	693	2343	172
USDA Yearly Estimate**	2150	1305	900	8492	1470
Weeks Left in Crop Year	44	44	33	49	49
Needed to Reach USDA Total	1469	462	423	4719	829
Needed Weekly to Reach USDA Total	33.4	10.5	12.8	96.3	16.9

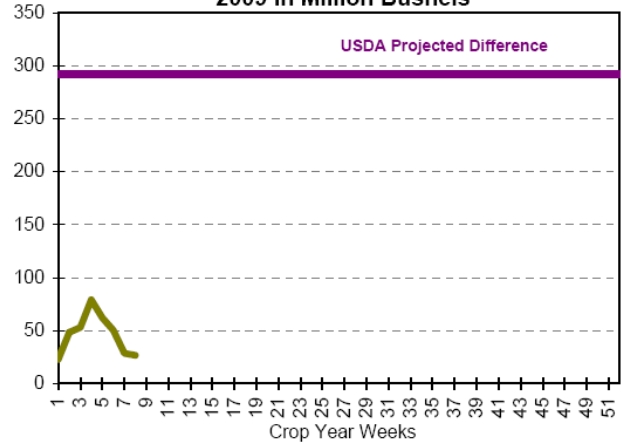
** Meal projection does not include hulls

The information contained herein was obtained from sources believed to be reliable, but cannot be guaranteed. FC Stone may have contributed to this report. All examples given are strictly hypothetical and neither the information, nor any opinion expressed, constitutes a solicitation to market commodities or buy or sell futures or options on futures. Past financial performance and results are not indicative of, nor do they guarantee, future performance. Commodity marketing and trading has inherent risks. Trading and/or marketing decisions, as well as any gains or losses thereof, are the sole responsibility of the commodity owner, producer, and or account holder. Minnesota West Ag. Services, LLC, its principals and employees assume no liability for any use of any information contained herein. Reproduction without authorization is forbidden.

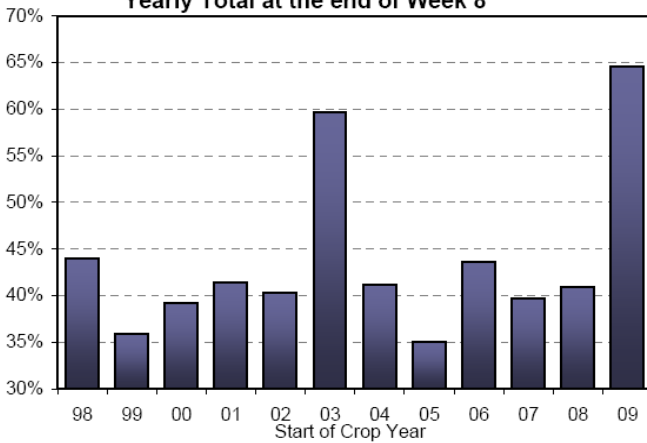
Weekly Corn Export Sales as a Percent of Yearly Total at the end of Week 8



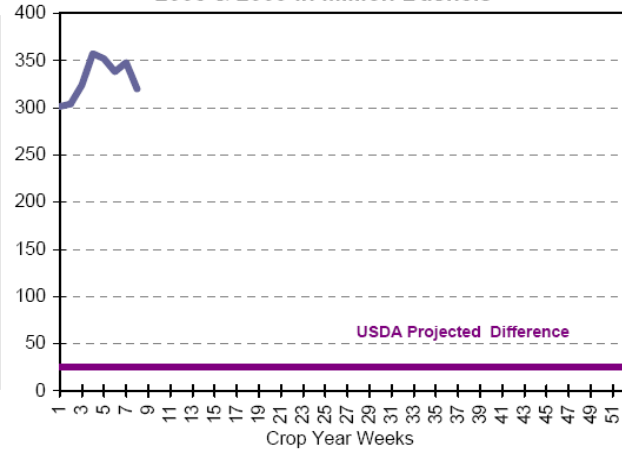
Corn Sales: Net Difference Between 2008 & 2009 in Million Bushels



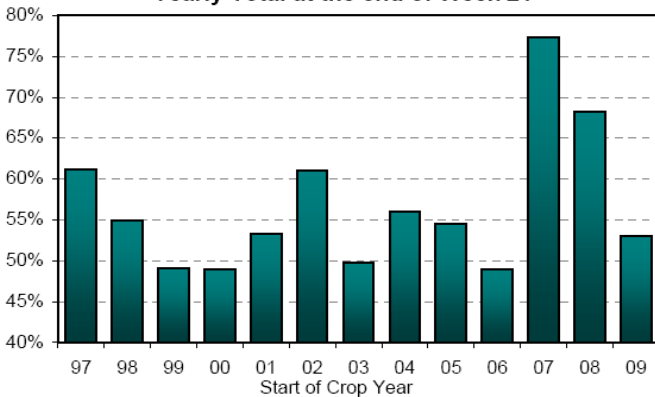
Weekly Bean Export Sales as a Percent of Yearly Total at the end of Week 8



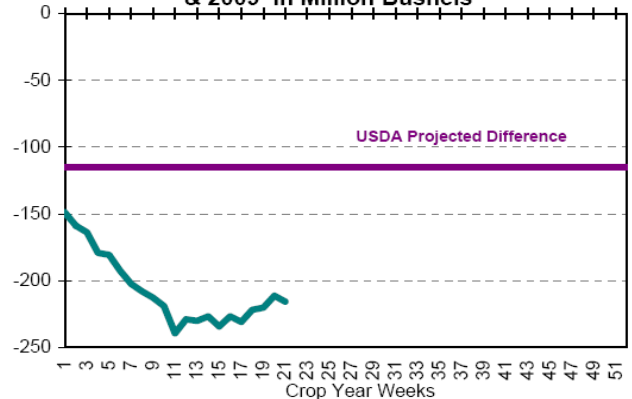
Soybean Sales: Net Difference Between 2008 & 2009 in Million Bushels



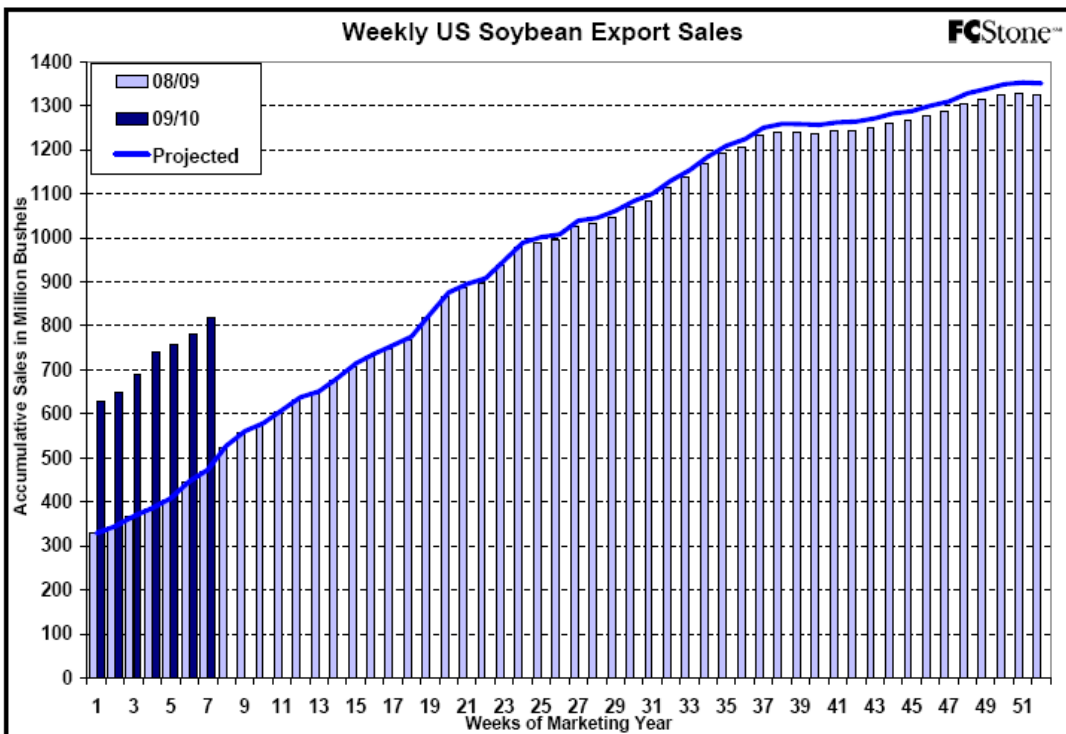
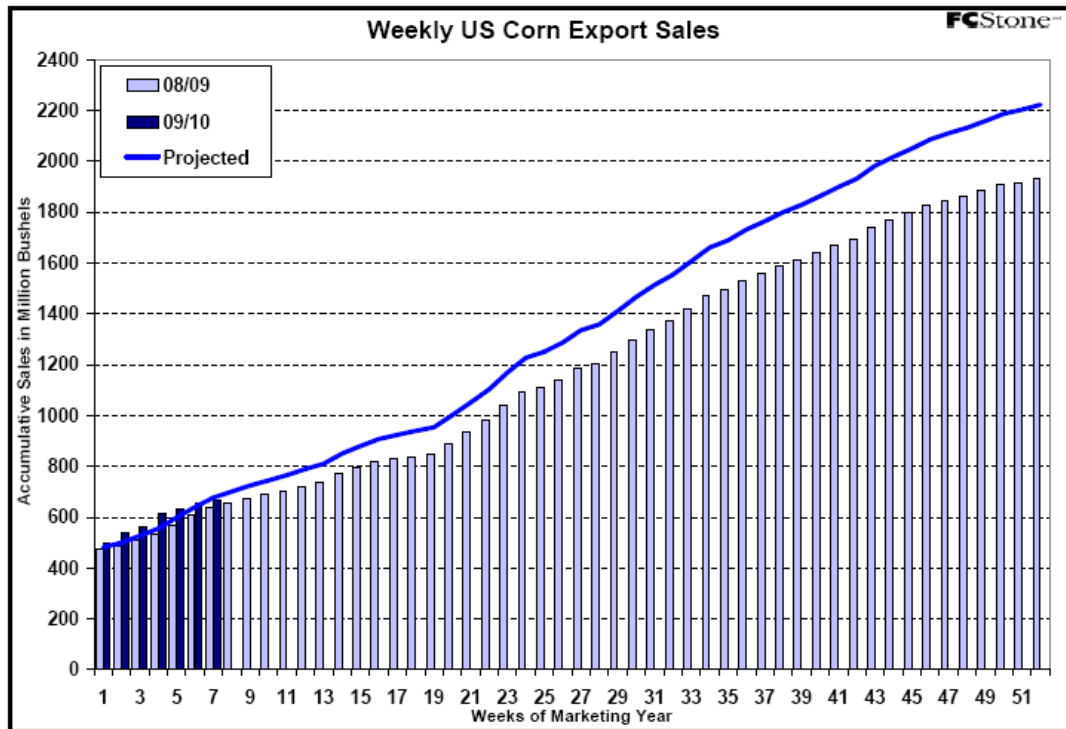
Weekly Wheat Export Sales as a Percent of Yearly Total at the end of Week 21



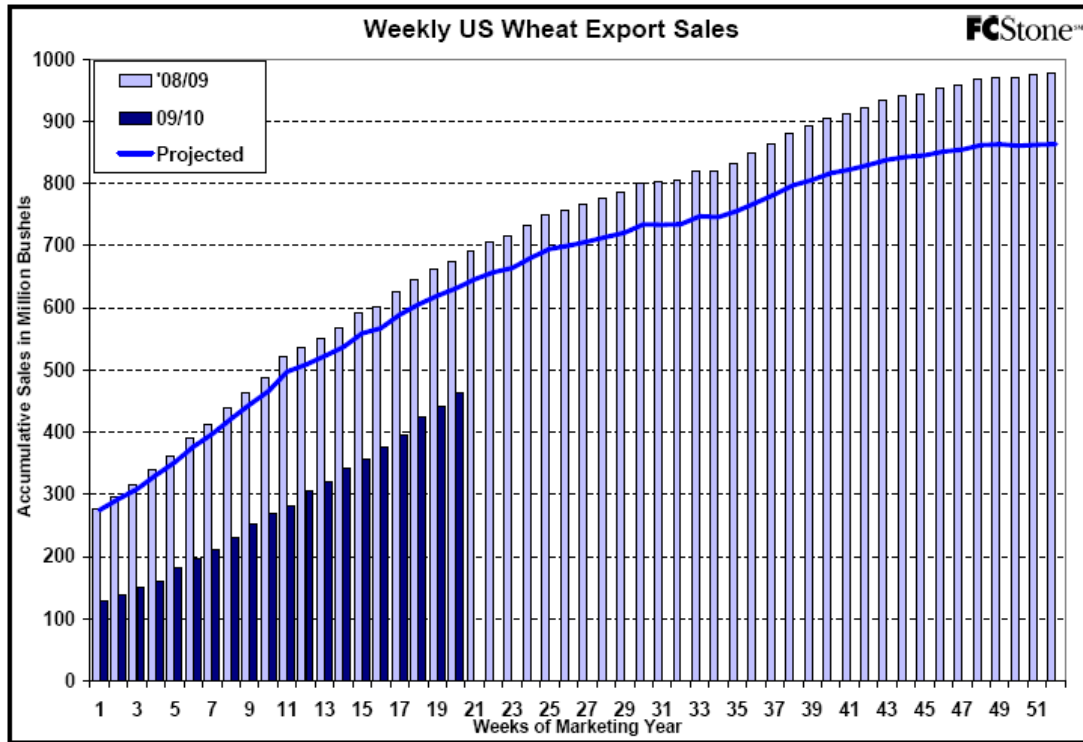
Wheat Sales: Net Difference Between 2008 & 2009 in Million Bushels



The information contained herein was obtained from sources believed to be reliable, but cannot be guaranteed. FC Stone may have contributed to this report. All examples given are strictly hypothetical and neither the information, nor any opinion expressed, constitutes a solicitation to market commodities or buy or sell futures or options on futures. Past financial performance and results are not indicative of, nor do they guarantee, future performance. Commodity marketing and trading has inherent risks. Trading and/or marketing decisions, as well as any gains or losses thereof, are the sole responsibility of the commodity owner, producer, and or account holder. Minnesota West Ag. Services, LLC, its principals and employees assume no liability for any use of any information contained herein. Reproduction without authorization is forbidden.



The information contained herein was obtained from sources believed to be reliable, but cannot be guaranteed. FC Stone may have contributed to this report. All examples given are strictly hypothetical and neither the information, nor any opinion expressed, constitutes a solicitation to market commodities or buy or sell futures or options on futures. Past financial performance and results are not indicative of, nor do they guarantee, future performance. Commodity marketing and trading has inherent risks. Trading and/or marketing decisions, as well as any gains or losses thereof, are the sole responsibility of the commodity owner, producer, and or account holder. Minnesota West Ag. Services, LLC, its principals and employees assume no liability for any use of any information contained herein. Reproduction without authorization is forbidden.



The information contained herein was obtained from sources believed to be reliable, but cannot be guaranteed. FC Stone may have contributed to this report. All examples given are strictly hypothetical and neither the information, nor any opinion expressed, constitutes a solicitation to market commodities or buy or sell futures or options on futures. Past financial performance and results are not indicative of, nor do they guarantee, future performance. Commodity marketing and trading has inherent risks. Trading and/or marketing decisions, as well as any gains or losses thereof, are the sole responsibility of the commodity owner, producer, and or account holder. Minnesota West Ag. Services, LLC, its principals and employees assume no liability for any use of any information contained herein. Reproduction without authorization is forbidden.