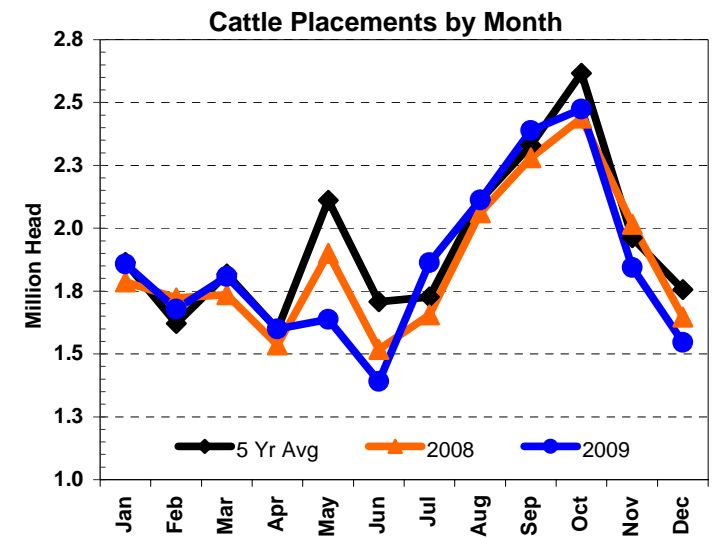
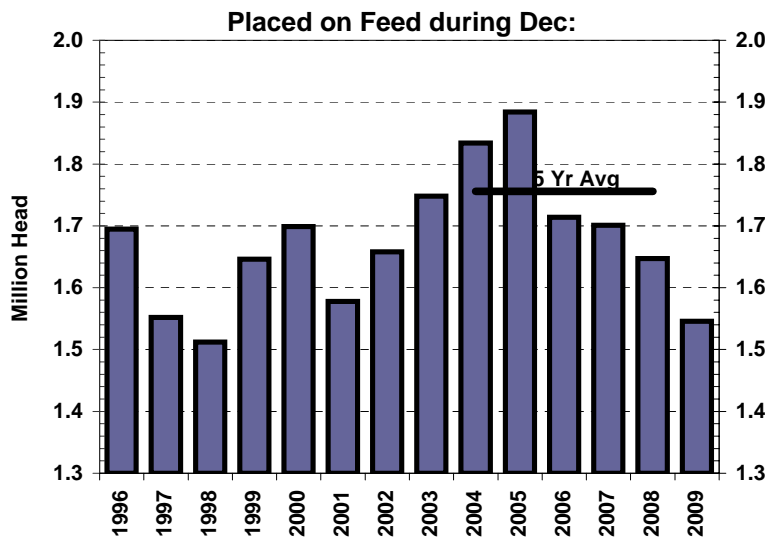
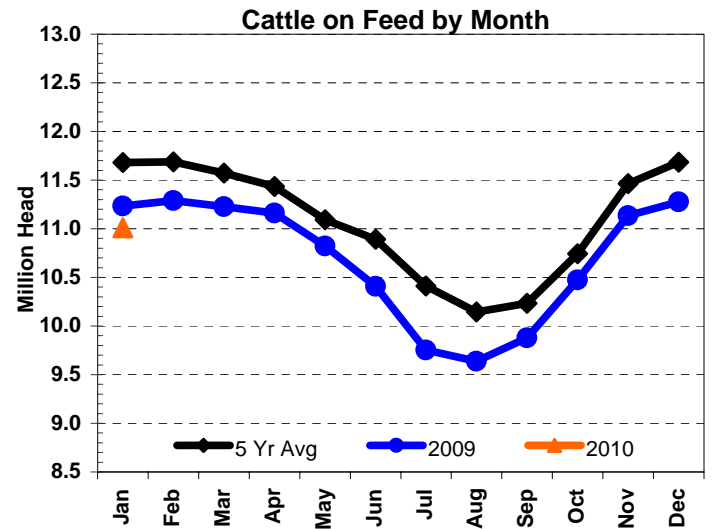
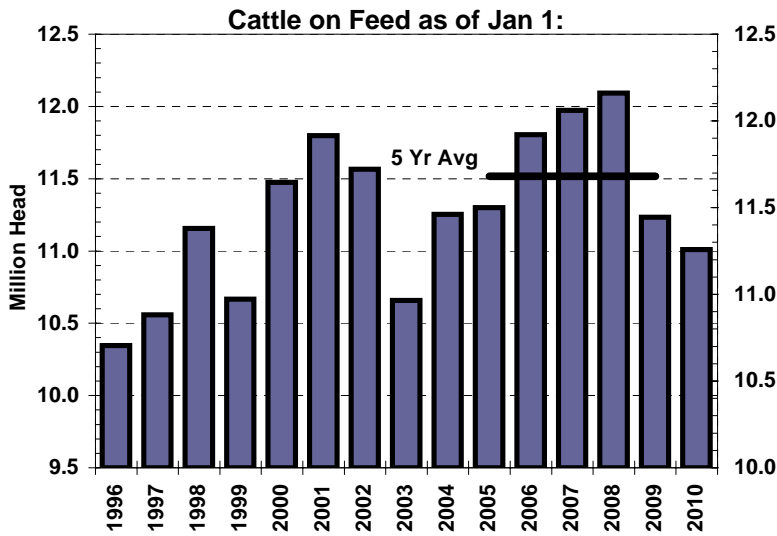


**Feedlots with Capacity of 1,000+ Head
United States**

U.S.	BY PERCENTAGES (vs Last Year)			BY NUMBERS (Million Head)		
	USDA Actual	Trade Estimate	Estimate Range	Jan 1 2010	Jan 1 2009	Jan 1 5 Yr Avg
Cattle on Feed as of Jan 1:	98.0%	98.5	97.0-99.3	11.009	11.234	11.681
Placed on Feed during Dec:	93.9%	95.7	85.9-99.6	1.546	1.647	1.756
Cattle Marketed during Dec:	103.5%	102.3	99.2-103.5	1.742	1.683	1.690



Commodity trading is risky and FCStone Group Inc. assumes no liability for the use of any information contained herein. Past financial results are not necessarily indicative of future performance. Information contained herein was obtained from sources believed to be reliable, but is not guaranteed as to its accuracy. Any examples given are strictly hypothetical and no representation is being made that any person will or is likely to achieve profits or losses similar to those examples. Neither the information, nor any opinion expressed, constitutes a solicitation to buy or sell futures or options on futures contracts, or OTC products. Reproduction without authorization is forbidden. All rights reserved.

